

Q1. COMMUNITY BENEFIT NARRATIVE REPORTING INSTRUCTIONS

The Maryland Health Services Cost Review Commission (HSCRC or Commission) is required to collect community benefit information from individual hospitals in Maryland and compile into an annual statewide, publicly available report. The Maryland General Assembly updated §19-303 of the Health General Article in the 2020 Legislative Session (HB1169/SB0774), requiring the HSCRC to update the community benefit reporting guidelines to address the growing interest in understanding the types and scope of community benefit activities conducted by Maryland's nonprofit hospitals in relation to community health needs assessments. The reporting is split into two components, a Financial Report and a Narrative Report. This reporting tool serves as the narrative report. In response to the legislation, some of the reporting questions have changed for FY 2021. Detailed reporting instructions are available here: [https://hscrc.maryland.gov/Pages/init\\_cb.aspx](https://hscrc.maryland.gov/Pages/init_cb.aspx)

In this reporting tool, responses are mandatory unless specifically marked as optional. If you submit a report without responding to each question, your report may be rejected. You would then be required to fill in the missing answers before resubmitting. Questions that require a narrative response have a limit of 20,000 characters. This report need not be completed in one session and can be opened by multiple users.

For technical assistance, contact [HCBHelp@hilltop.umbc.edu](mailto:HCBHelp@hilltop.umbc.edu).

Q2. Section I - General Info Part 1 - Hospital Identification

Q3. Please confirm the information we have on file about your hospital for the fiscal year.

|  | Is this information correct?     |                                  | If no, please provide the correct information here: |
|--|----------------------------------|----------------------------------|---|
|  | Yes                              | No                               |   |
| The proper name of your hospital is: Sinai Hospital of Baltimore, Inc.                         | <input checked="" type="radio"/> | <input type="radio"/>            |   |
| Your hospital's ID is: 210012  | <input checked="" type="radio"/> | <input type="radio"/>            |   |
| Your hospital is part of the hospital system called LifeBridge Health                          | <input checked="" type="radio"/> | <input type="radio"/>            |   |
| The primary Narrative contact at your hospital is Sharon McClerman                             | <input checked="" type="radio"/> | <input type="radio"/>            |   |
| The primary Narrative contact email address at your hospital is smclerman@lifebridgehealth.org | <input checked="" type="radio"/> | <input type="radio"/>            |   |
| The primary Financial contact at your hospital is UNKNOWN                                      | <input type="radio"/>            | <input checked="" type="radio"/> | Julie Sessa   |
| The primary Financial email at your hospital is jsessa@lifebridgehealth.org                    | <input checked="" type="radio"/> | <input type="radio"/>            |   |

Q4. The next group of questions asks about the area where your hospital directs its community benefit efforts, called the Community Benefit Service Area. You may find [these community health statistics](#) useful in preparing your responses.

Q5. Please select the community health statistics that your hospital uses in its community benefit efforts.

- |   |   |
|---|---|
| <input checked="" type="checkbox"/> Median household income                     | <input checked="" type="checkbox"/> Race: percent white                   |
| <input checked="" type="checkbox"/> Percentage below federal poverty line (FPL) | <input checked="" type="checkbox"/> Race: percent black                   |
| <input checked="" type="checkbox"/> Percent uninsured                           | <input checked="" type="checkbox"/> Ethnicity: percent Hispanic or Latino |
| <input type="checkbox"/> Percent with public health insurance                   | <input type="checkbox"/> Life expectancy                                  |
| <input checked="" type="checkbox"/> Percent with Medicaid                       | <input type="checkbox"/> Crude death rate                                 |
| <input type="checkbox"/> Mean travel time to work                               | <input type="checkbox"/> Other  |
| <input type="checkbox"/> Percent speaking language other than English at home   |   |

Q6. Please describe any other community health statistics that your hospital uses in its community benefit efforts.

Q7. Attach any files containing community health statistics that your hospital uses in its community benefit efforts.

## Q8. Section I - General Info Part 2 - Community Benefit Service Area

Q9. Please select the county or counties located in your hospital's CBSA.

- |  |  |   |
|--|--|---|
| <input type="checkbox"/> Allegany County             | <input type="checkbox"/> Charles County    | <input type="checkbox"/> Prince George's County |
| <input type="checkbox"/> Anne Arundel County         | <input type="checkbox"/> Dorchester County | <input type="checkbox"/> Queen Anne's County    |
| <input checked="" type="checkbox"/> Baltimore City   | <input type="checkbox"/> Frederick County  | <input type="checkbox"/> Somerset County        |
| <input checked="" type="checkbox"/> Baltimore County | <input type="checkbox"/> Garrett County    | <input type="checkbox"/> St. Mary's County      |
| <input type="checkbox"/> Calvert County              | <input type="checkbox"/> Harford County    | <input type="checkbox"/> Talbot County          |
| <input type="checkbox"/> Caroline County             | <input type="checkbox"/> Howard County     | <input type="checkbox"/> Washington County      |
| <input type="checkbox"/> Carroll County              | <input type="checkbox"/> Kent County       | <input type="checkbox"/> Wicomico County        |
| <input type="checkbox"/> Cecil County                | <input type="checkbox"/> Montgomery County | <input type="checkbox"/> Worcester County       |

Q10. Please check all Allegany County ZIP codes located in your hospital's CBSA.

*This question was not displayed to the respondent.*

Q11. Please check all Anne Arundel County ZIP codes located in your hospital's CBSA.

*This question was not displayed to the respondent.*

Q12. Please check all Baltimore City ZIP codes located in your hospital's CBSA.

- |   |   |                                |                                |
|---|---|--------------------------------|--------------------------------|
| <input type="checkbox"/> 21201            | <input type="checkbox"/> 21212            | <input type="checkbox"/> 21225 | <input type="checkbox"/> 21237 |
| <input type="checkbox"/> 21202            | <input type="checkbox"/> 21213            | <input type="checkbox"/> 21226 | <input type="checkbox"/> 21239 |
| <input type="checkbox"/> 21203            | <input type="checkbox"/> 21214            | <input type="checkbox"/> 21227 | <input type="checkbox"/> 21251 |
| <input type="checkbox"/> 21205            | <input checked="" type="checkbox"/> 21215 | <input type="checkbox"/> 21228 | <input type="checkbox"/> 21263 |
| <input type="checkbox"/> 21206            | <input type="checkbox"/> 21216            | <input type="checkbox"/> 21229 | <input type="checkbox"/> 21270 |
| <input checked="" type="checkbox"/> 21207 | <input type="checkbox"/> 21217            | <input type="checkbox"/> 21230 | <input type="checkbox"/> 21278 |
| <input checked="" type="checkbox"/> 21208 | <input type="checkbox"/> 21218            | <input type="checkbox"/> 21231 | <input type="checkbox"/> 21281 |
| <input checked="" type="checkbox"/> 21209 | <input type="checkbox"/> 21222            | <input type="checkbox"/> 21233 | <input type="checkbox"/> 21287 |
| <input type="checkbox"/> 21210            | <input type="checkbox"/> 21223            | <input type="checkbox"/> 21234 | <input type="checkbox"/> 21290 |
| <input type="checkbox"/> 21211            | <input type="checkbox"/> 21224            | <input type="checkbox"/> 21236 |                                |

Q13. Please check all Baltimore County ZIP codes located in your hospital's CBSA.

- |   |   |   |   |
|---|---|---|---|
| <input type="checkbox"/> 21013            | <input type="checkbox"/> 21092            | <input type="checkbox"/> 21156            | <input type="checkbox"/> 21225            |
| <input type="checkbox"/> 21020            | <input type="checkbox"/> 21093            | <input type="checkbox"/> 21161            | <input type="checkbox"/> 21227            |
| <input type="checkbox"/> 21022            | <input type="checkbox"/> 21094            | <input type="checkbox"/> 21162            | <input type="checkbox"/> 21228            |
| <input type="checkbox"/> 21023            | <input type="checkbox"/> 21102            | <input type="checkbox"/> 21163            | <input type="checkbox"/> 21229            |
| <input type="checkbox"/> 21027            | <input type="checkbox"/> 21104            | <input type="checkbox"/> 21204            | <input type="checkbox"/> 21234            |
| <input type="checkbox"/> 21030            | <input type="checkbox"/> 21105            | <input type="checkbox"/> 21206            | <input type="checkbox"/> 21235            |
| <input type="checkbox"/> 21031            | <input type="checkbox"/> 21111            | <input checked="" type="checkbox"/> 21207 | <input type="checkbox"/> 21236            |
| <input type="checkbox"/> 21043            | <input checked="" type="checkbox"/> 21117 | <input checked="" type="checkbox"/> 21208 | <input type="checkbox"/> 21237            |
| <input type="checkbox"/> 21051            | <input type="checkbox"/> 21120            | <input type="checkbox"/> 21209            | <input type="checkbox"/> 21239            |
| <input type="checkbox"/> 21052            | <input type="checkbox"/> 21128            | <input type="checkbox"/> 21210            | <input type="checkbox"/> 21241            |
| <input type="checkbox"/> 21053            | <input type="checkbox"/> 21131            | <input type="checkbox"/> 21212            | <input checked="" type="checkbox"/> 21244 |
| <input type="checkbox"/> 21057            | <input checked="" type="checkbox"/> 21133 | <input type="checkbox"/> 21215            | <input type="checkbox"/> 21250            |
| <input type="checkbox"/> 21065            | <input checked="" type="checkbox"/> 21136 | <input type="checkbox"/> 21219            | <input type="checkbox"/> 21252            |
| <input checked="" type="checkbox"/> 21071 | <input type="checkbox"/> 21139            | <input type="checkbox"/> 21220            | <input type="checkbox"/> 21282            |

- |                                |                                |                                |                                |
|--------------------------------|--------------------------------|--------------------------------|--------------------------------|
| <input type="checkbox"/> 21074 | <input type="checkbox"/> 21152 | <input type="checkbox"/> 21221 | <input type="checkbox"/> 21284 |
| <input type="checkbox"/> 21082 | <input type="checkbox"/> 21153 | <input type="checkbox"/> 21222 | <input type="checkbox"/> 21285 |
| <input type="checkbox"/> 21085 | <input type="checkbox"/> 21155 | <input type="checkbox"/> 21224 | <input type="checkbox"/> 21286 |
| <input type="checkbox"/> 21087 |                                |                                |                                |

Q14. Please check all Calvert County ZIP codes located in your hospital's CBSA.

*This question was not displayed to the respondent.*

Q15. Please check all Caroline County ZIP codes located in your hospital's CBSA.

*This question was not displayed to the respondent.*

Q16. Please check all Carroll County ZIP codes located in your hospital's CBSA.

*This question was not displayed to the respondent.*

Q17. Please check all Cecil County ZIP codes located in your hospital's CBSA.

*This question was not displayed to the respondent.*

Q18. Please check all Charles County ZIP codes located in your hospital's CBSA.

*This question was not displayed to the respondent.*

Q19. Please check all Dorchester County ZIP codes located in your hospital's CBSA.

*This question was not displayed to the respondent.*

Q20. Please check all Frederick County ZIP codes located in your hospital's CBSA.

*This question was not displayed to the respondent.*

Q21. Please check all Garrett County ZIP codes located in your hospital's CBSA.

*This question was not displayed to the respondent.*

Q22. Please check all Harford County ZIP codes located in your hospital's CBSA.

*This question was not displayed to the respondent.*

Q23. Please check all Howard County ZIP codes located in your hospital's CBSA.

*This question was not displayed to the respondent.*

Q24. Please check all Kent County ZIP codes located in your hospital's CBSA.

*This question was not displayed to the respondent.*

Q25. Please check all Montgomery County ZIP codes located in your hospital's CBSA.

*This question was not displayed to the respondent.*

Q26. Please check all Prince George's County ZIP codes located in your hospital's CBSA.

*This question was not displayed to the respondent.*

Q27. Please check all Queen Anne's County ZIP codes located in your hospital's CBSA.

*This question was not displayed to the respondent.*

Q28. Please check all Somerset County ZIP codes located in your hospital's CBSA.

*This question was not displayed to the respondent.*

Q29. Please check all St. Mary's County ZIP codes located in your hospital's CBSA.

*This question was not displayed to the respondent.*

Q30. Please check all Talbot County ZIP codes located in your hospital's CBSA.

*This question was not displayed to the respondent.*

Q31. Please check all Washington County ZIP codes located in your hospital's CBSA.

*This question was not displayed to the respondent.*

Q32. Please check all Wicomico County ZIP codes located in your hospital's CBSA.

*This question was not displayed to the respondent.*

Q33. Please check all Worcester County ZIP codes located in your hospital's CBSA.

*This question was not displayed to the respondent.*

Q34. How did your hospital identify its CBSA?

Based on ZIP codes in your Financial Assistance Policy. Please describe.

Please view full narrative in the "Other" section that follows.

Based on ZIP codes in your global budget revenue agreement. Please describe.

Please view full narrative in the "Other" section that follows.

Based on patterns of utilization. Please describe.

Please view full narrative in the "Other" section that follows.

Other. Please describe.

Sinai Hospital of Baltimore is located in the northwest quadrant of Baltimore City, serving both its immediate neighbors and others from throughout the Baltimore City and County region. The neighborhoods surrounding Sinai are identified by the Baltimore Neighborhood Indicators Alliance as Southern Park Heights and Pimlico/Arlington/Hilltop. These two neighborhoods make up the great majority of community health benefit activities, both by virtue of where the activities take place and because the majority of participants in those activities live in these neighborhoods. However, Sinai Hospital does not have an address requirement for participation in community benefit activity, so those activities serve people living in 21215, 21207, 21208, 21209, 21117, 21216, 21071 those zip codes include the following communities: Pimlico/Arlington/Hilltop; Southern Park Heights; Howard Park/ West Arlington; Dorchester/Ashburton; Greater Mondawmin; and Penn North/Reservoir Hill. Together, these zip codes and community designations define the hospital's Community Benefit Service Area. This entire area is predominately African American with a below average median family income, above average rates for unemployment, and other social determining factors that contribute to poor health. The most vulnerable populations reside in 21215, 21207, 21208, 21209 and 21216. A majority of Sinai's interventions focus on the neighborhoods within 21215. To further illustrate the social factors that influence the health of those in our CBSA, the following highlights many social determinants in the area closest to the hospital and in with the majority of community benefit participants live, Southern Park Heights (SPH) and Pimlico/Arlington/Hilltop (PAH). Relying on data from The 2017 Baltimore Neighborhood Health Profiles, the median household income for SPH was \$26,015 and PAH's median household income was \$32,410. This is compared to Baltimore City's median household income of \$41,819. The percentage of families with incomes below the federal poverty guidelines in SPH was 46.4% and in PAH, 28.4%; compared to 28.8% in Baltimore City. The average unemployment rates for SPH and PAH were 23.6% and 17.1% respectively while Baltimore City's unemployment rate recorded in 2017 was 13.1%. The racial composition and income distribution of the above indicated zip codes reflect the racial segregation and income disparity characteristic of the Baltimore metropolitan region. For example, SPH and PAH have a predominantly African American population at 94.5% and 96.3% respectively. This is in contrast to the neighboring Mount Washington/Coldspring community in which the median household income is \$76,263 and the unemployment rate was 4.5%. The racial/ethnic composition of the MW/C community is much more complex but the population is predominantly (65.8%) white.

Q35. Provide a link to your hospital's mission statement.

<https://www.lifebridgehealth.org/Sinai/AboutSinai.aspx>

Q36. (Optional) Is there any other information about your hospital's Community Benefit Service Area that you would like to provide?



Q37. Section II - CHNAs and Stakeholder Involvement Part 1 - Timing & Format

Q38. Within the past three fiscal years, has your hospital conducted a CHNA that conforms to IRS requirements?

- Yes
- No

Q39. Please explain why your hospital has not conducted a CHNA that conforms to IRS requirements, as well as your hospital's plan and timeframe for completing a CHNA.

*This question was not displayed to the respondent.*

Q40. When was your hospital's most recent CHNA completed? (MM/DD/YYYY)

06/30/2021

Q41. Please provide a link to your hospital's most recently completed CHNA.

[https://www.lifebridgehealth.org/Uploads/Public/Documents/Population%20Health/Sinai%20CHNA\\_Final%206%2001%2021.pdf](https://www.lifebridgehealth.org/Uploads/Public/Documents/Population%20Health/Sinai%20CHNA_Final%206%2001%2021.pdf)

Q42. Please upload your hospital's most recently completed CHNA.

[Sinai CHNA\\_Final 6.01.21.pdf](#)  
949.2KB  
application/pdf

Q43. Section II - CHNAs and Stakeholder Involvement Part 2 - Internal CHNA Partners

Q44. Please use the table below to tell us about the internal partners involved in your most recent CHNA development.

|  | CHNA Activities                               |   |                                     |   |                                     |   |   |  |                                     |                          | Other - If you selected "Other (explain)," please type your exp below: |
|--|---|---|-------------------------------------|---|-------------------------------------|---|---|--|-------------------------------------|--------------------------|--|
|  | N/A - Person or Organization was not Involved | N/A - Position or Department does not exist | Member of CHNA Committee            | Participated in development of CHNA process | Advised on CHNA best practices      | Participated in primary data collection | Participated in identifying priority health needs | Participated in identifying community resources to meet health needs | Provided secondary health data      | Other (explain)          |  |
| CB/ Community Health/Population Health Director (facility level) | <input type="checkbox"/>                      | <input checked="" type="checkbox"/>         | <input type="checkbox"/>            | <input type="checkbox"/>                    | <input type="checkbox"/>            | <input type="checkbox"/>                | <input type="checkbox"/>                          | <input type="checkbox"/>   | <input type="checkbox"/>            | <input type="checkbox"/> |  |
| CB/ Community Health/ Population Health Director (system level)  | <input type="checkbox"/>                      | <input type="checkbox"/>                    | <input checked="" type="checkbox"/> | <input checked="" type="checkbox"/>         | <input checked="" type="checkbox"/> | <input checked="" type="checkbox"/>     | <input checked="" type="checkbox"/>               | <input checked="" type="checkbox"/>                                  | <input checked="" type="checkbox"/> | <input type="checkbox"/> |  |
| Senior Executives (CEO, CFO, VP, etc.) (facility level)          | <input type="checkbox"/>                      | <input type="checkbox"/>                    | <input checked="" type="checkbox"/> | <input type="checkbox"/>                    | <input checked="" type="checkbox"/> | <input type="checkbox"/>                | <input checked="" type="checkbox"/>               | <input type="checkbox"/>   | <input type="checkbox"/>            | <input type="checkbox"/> |  |



|                         | N/A - Person or Organization was not Involved | N/A - Position or Department does not exist | Member of CHNA Committee | Participated in development of CHNA process | Advised on CHNA best practices      | Participated in primary data collection | Participated in identifying priority health needs | Participated in identifying community resources to meet health needs | Provided secondary health data | Other (explain)          | Other - If you selected "Other (explain)," please type your explanation below: |
|-------------------------|---|---|--------------------------|---|-------------------------------------|---|---|--|--------------------------------|--------------------------|--|
| Physician(s)            | <input type="checkbox"/>                      | <input type="checkbox"/>                    | <input type="checkbox"/> | <input type="checkbox"/>                    | <input checked="" type="checkbox"/> | <input checked="" type="checkbox"/>     | <input checked="" type="checkbox"/>               | <input checked="" type="checkbox"/>                                  | <input type="checkbox"/>       | <input type="checkbox"/> |  |
| Nurse(s)                | <input type="checkbox"/>                      | <input type="checkbox"/>                    | <input type="checkbox"/> | <input type="checkbox"/>                    | <input checked="" type="checkbox"/> | <input checked="" type="checkbox"/>     | <input checked="" type="checkbox"/>               | <input checked="" type="checkbox"/>                                  | <input type="checkbox"/>       | <input type="checkbox"/> |  |
| Social Workers          | <input type="checkbox"/>                      | <input type="checkbox"/>                    | <input type="checkbox"/> | <input type="checkbox"/>                    | <input checked="" type="checkbox"/> | <input checked="" type="checkbox"/>     | <input checked="" type="checkbox"/>               | <input checked="" type="checkbox"/>                                  | <input type="checkbox"/>       | <input type="checkbox"/> |  |
| Hospital Advisory Board | <input type="checkbox"/>                      | <input checked="" type="checkbox"/>         | <input type="checkbox"/> | <input type="checkbox"/>                    | <input type="checkbox"/>            | <input type="checkbox"/>                | <input type="checkbox"/>                          | <input type="checkbox"/>   | <input type="checkbox"/>       | <input type="checkbox"/> |  |
| Other (specify)         | <input type="checkbox"/>                      | <input type="checkbox"/>                    | <input type="checkbox"/> | <input type="checkbox"/>                    | <input type="checkbox"/>            | <input type="checkbox"/>                | <input type="checkbox"/>                          | <input type="checkbox"/>   | <input type="checkbox"/>       | <input type="checkbox"/> |  |

Q45. Section II - CHNAs and Stakeholder Involvement Part 3 - Internal HCB Partners

Q46. Please use the table below to tell us about the internal partners involved in your community benefit activities during the fiscal year.

|  | Activities                                    |   |  |  |   |                                     |   |                                     |  |                          | Other (explain) | Other - If you selected "Other (explain)," please type your explanation below: |
|--|---|---|--|--|---|-------------------------------------|---|-------------------------------------|--|--------------------------|-----------------|--|
|  | N/A - Person or Organization was not Involved | N/A - Position or Department does not exist | Selecting health needs that will be targeted | Selecting the initiatives that will be supported | Determining how to evaluate the impact of initiatives | Providing funding for CB activities | Allocating budgets for individual initiatives | Delivering CB initiatives           | Evaluating the outcome of CB initiatives | Other (explain)          |                 |  |
| CB/ Community Health/Population Health Director (facility level) | <input type="checkbox"/>                      | <input checked="" type="checkbox"/>         | <input type="checkbox"/>                     | <input type="checkbox"/>                         | <input type="checkbox"/>                              | <input type="checkbox"/>            | <input type="checkbox"/>                      | <input type="checkbox"/>            | <input type="checkbox"/>                 | <input type="checkbox"/> |                 |  |
| CB/ Community Health/ Population Health Director (system level)  | <input type="checkbox"/>                      | <input type="checkbox"/>                    | <input checked="" type="checkbox"/>          | <input checked="" type="checkbox"/>              | <input checked="" type="checkbox"/>                   | <input checked="" type="checkbox"/> | <input checked="" type="checkbox"/>           | <input checked="" type="checkbox"/> | <input checked="" type="checkbox"/>      | <input type="checkbox"/> |                 |  |
| Senior Executives (CEO, CFO, VP, etc.) (facility level)          | <input type="checkbox"/>                      | <input type="checkbox"/>                    | <input checked="" type="checkbox"/>          | <input checked="" type="checkbox"/>              | <input checked="" type="checkbox"/>                   | <input checked="" type="checkbox"/> | <input checked="" type="checkbox"/>           | <input type="checkbox"/>            | <input type="checkbox"/>                 | <input type="checkbox"/> |                 |  |





|                         | N/A - Person or Organization was not Involved | N/A - Position or Department does not exist | Selecting health needs that will be targeted | Selecting the initiatives that will be supported | Determining how to evaluate the impact of initiatives | Providing funding for CB activities | Allocating budgets for individual initiatives | Delivering CB initiatives | Evaluating the outcome of CB initiatives | Other (explain)          |
|-------------------------|---|---|--|--|---|-------------------------------------|---|---------------------------|--|--------------------------|
| Social Workers          | <input type="checkbox"/>                      | <input type="checkbox"/>                    | <input checked="" type="checkbox"/>          | <input checked="" type="checkbox"/>              | <input type="checkbox"/>                              | <input type="checkbox"/>            | <input type="checkbox"/>                      | <input type="checkbox"/>  | <input type="checkbox"/>                 | <input type="checkbox"/> |
|                         | N/A - Person or Organization was not Involved | N/A - Position or Department does not exist | Selecting health needs that will be targeted | Selecting the initiatives that will be supported | Determining how to evaluate the impact of initiatives | Providing funding for CB activities | Allocating budgets for individual initiatives | Delivering CB initiatives | Evaluating the outcome of CB initiatives | Other (explain)          |
| Hospital Advisory Board | <input type="checkbox"/>                      | <input checked="" type="checkbox"/>         | <input type="checkbox"/>                     | <input type="checkbox"/>                         | <input type="checkbox"/>                              | <input type="checkbox"/>            | <input type="checkbox"/>                      | <input type="checkbox"/>  | <input type="checkbox"/>                 | <input type="checkbox"/> |
|                         | N/A - Person or Organization was not Involved | N/A - Position or Department does not exist | Selecting health needs that will be targeted | Selecting the initiatives that will be supported | Determining how to evaluate the impact of initiatives | Providing funding for CB activities | Allocating budgets for individual initiatives | Delivering CB initiatives | Evaluating the outcome of CB initiatives | Other (explain)          |
| Other (specify)         | <input type="checkbox"/>                      | <input type="checkbox"/>                    | <input type="checkbox"/>                     | <input type="checkbox"/>                         | <input type="checkbox"/>                              | <input type="checkbox"/>            | <input type="checkbox"/>                      | <input type="checkbox"/>  | <input type="checkbox"/>                 | <input type="checkbox"/> |
|                         | N/A - Person or Organization was not Involved | N/A - Position or Department does not exist | Selecting health needs that will be targeted | Selecting the initiatives that will be supported | Determining how to evaluate the impact of initiatives | Providing funding for CB activities | Allocating budgets for individual initiatives | Delivering CB initiatives | Evaluating the outcome of CB initiatives | Other (explain)          |

Q47. Section II - CHNAs and Stakeholder Involvement Part 4 - Meaningful Engagement

Q48. Community participation and meaningful engagement is an essential component to changing health system behavior, activating partnerships that improve health outcomes and sustaining community ownership and investment in programs. Please use the table below to tell us about the external partners involved in your most recent CHNA. In the first column, select and describe the external participants. In the second column, select the level of community engagement for each participant. In the third column, select the recommended practices that each stakeholder was engaged in. The Maryland Hospital Association worked with the HSCRC to develop this list of eight recommended practices for engaging patients and communities in the CHNA process.

Refer to the [FY 2021 Community Benefit Guidelines](#) for more detail on MHA's recommended practices. Completion of this self-assessment is optional for FY 2021, but will be mandatory for FY 2022.

|   | Level of Community Engagement   |   |   |  |  |   | Recommended Practices               |                                     |                                     |                                     |                                     |                                |                             |                   |
|---|---|---|---|--|--|---|-------------------------------------|-------------------------------------|-------------------------------------|-------------------------------------|-------------------------------------|--------------------------------|-----------------------------|-------------------|
|   | Informed - To provide the community with balanced & objective information to assist them in understanding the problem, alternatives, opportunities and/or solutions | Consulted - To obtain community feedback on analysis, alternatives and/or solutions | Involved - To work directly with community throughout the process to ensure their concerns and aspirations are consistently understood and considered | Collaborated - To partner with the community in each aspect of the decision including the development of alternatives & identification of the preferred solution | Delegated - To place the decision-making in the hands of the community | Community-Driven/Led - To support the actions of community initiated, driven and/or led processes | Identify & Engage Stakeholders      | Define the community to be assessed | Collect and analyze the data        | Select priority health issues       | Document and communicate results    | Plan Implementation Strategies | Implement Improvement Plans | Evaluate Progress |
| Other Hospitals -- Please list the hospitals here:<br>UMMC, Medstar Health, St. Agnes, Johns Hopkins, Mercy, Mt. Washington Pediatric Hospital, | <input checked="" type="checkbox"/>   | <input checked="" type="checkbox"/>   | <input checked="" type="checkbox"/>   | <input checked="" type="checkbox"/>  | <input checked="" type="checkbox"/>                                    | <input checked="" type="checkbox"/>   | <input checked="" type="checkbox"/> | <input checked="" type="checkbox"/> | <input checked="" type="checkbox"/> | <input checked="" type="checkbox"/> | <input checked="" type="checkbox"/> | <input type="checkbox"/>       | <input type="checkbox"/>    |                   |
|   | Informed - To provide the community with balanced & objective information to assist them in understanding the problem, alternatives, opportunities and/or solutions | Consulted - To obtain community feedback on analysis, alternatives and/or solutions | Involved - To work directly with community throughout the process to ensure their concerns and aspirations are consistently understood and considered | Collaborated - To partner with the community in each aspect of the decision including the development of alternatives & identification of the preferred solution | Delegated - To place the decision-making in the hands of the community | Community-Driven/Led - To support the actions of community initiated, driven and/or led processes | Identify & Engage Stakeholders      | Define the community to be assessed | Collect and analyze the data        | Select priority health issues       | Document and communicate results    | Plan Implementation Strategies | Implement Improvement Plans | Evaluate Progress |
| Local Health Department -- Please list the Local Health Departments here:<br>Baltimore City Health Department                                   | <input checked="" type="checkbox"/>   | <input checked="" type="checkbox"/>   | <input type="checkbox"/>  | <input type="checkbox"/>   | <input type="checkbox"/>   | <input type="checkbox"/>  | <input type="checkbox"/>            | <input type="checkbox"/>            | <input checked="" type="checkbox"/> | <input type="checkbox"/>            | <input type="checkbox"/>            | <input type="checkbox"/>       | <input type="checkbox"/>    |                   |
|   | Informed - To provide the community with balanced & objective information to assist them in understanding the problem, alternatives, opportunities and/or solutions | Consulted - To obtain community feedback on analysis, alternatives and/or solutions | Involved - To work directly with community throughout the process to ensure their concerns and aspirations are consistently understood and considered | Collaborated - To partner with the community in each aspect of the decision including the development of alternatives & identification of the preferred solution | Delegated - To place the decision-making in the hands of the community | Community-Driven/Led - To support the actions of community initiated, driven and/or led processes | Identify & Engage Stakeholders      | Define the community to be assessed | Collect and analyze the data        | Select priority health issues       | Document and communicate results    | Plan Implementation Strategies | Implement Improvement Plans | Evaluate Progress |
| Local Health Improvement Coalition -- Please list the LHICs here:<br>Baltimore City LHIC  | <input checked="" type="checkbox"/>   | <input checked="" type="checkbox"/>   | <input type="checkbox"/>  | <input type="checkbox"/>   | <input type="checkbox"/>   | <input type="checkbox"/>  | <input type="checkbox"/>            | <input type="checkbox"/>            | <input type="checkbox"/>            | <input type="checkbox"/>            | <input type="checkbox"/>            | <input type="checkbox"/>       | <input type="checkbox"/>    |                   |
|   | Informed - To provide the community with balanced & objective information to assist them in understanding the problem, alternatives, opportunities and/or solutions | Consulted - To obtain community feedback on analysis, alternatives and/or solutions | Involved - To work directly with community throughout the process to ensure their concerns and aspirations are consistently understood and considered | Collaborated - To partner with the community in each aspect of the decision including the development of alternatives & identification of the preferred solution | Delegated - To place the decision-making in the hands of the community | Community-Driven/Led - To support the actions of community initiated, driven and/or led processes | Identify & Engage Stakeholders      | Define the community to be assessed | Collect and analyze the data        | Select priority health issues       | Document and communicate results    | Plan Implementation Strategies | Implement Improvement Plans | Evaluate Progress |





|   |   |   |  |  |   |                                |                                     |                              |   |                                  |                                |                             |                   |
|---|---|---|--|--|---|--------------------------------|-------------------------------------|------------------------------|---|----------------------------------|--------------------------------|-----------------------------|-------------------|
| Informed - To provide the community with balanced & objective information to assist them in understanding the problem, alternatives, opportunities and/or solutions | Consulted - To obtain community feedback on analysis, alternatives and/or solutions | Involved - To work directly with community throughout the process to ensure their concerns and aspirations are consistently understood and considered | Collaborated - To partner with the community in each aspect of the decision including the development of alternatives & identification of the preferred solution | Delegated - To place the decision-making in the hands of the community | Community-Driven/Led - To support the actions of community initiated, driven and/or led processes | Identify & Engage Stakeholders | Define the community to be assessed | Collect and analyze the data | Select priority community health issues | Document and communicate results | Plan Implementation Strategies | Implement Improvement Plans | Evaluate Progress |
|---|---|---|--|--|---|--------------------------------|-------------------------------------|------------------------------|---|----------------------------------|--------------------------------|-----------------------------|-------------------|

Q49. Section II - CHNAs and Stakeholder Involvement Part 5 - Follow-up

Q50. Has your hospital adopted an implementation strategy following its most recent CHNA, as required by the IRS?

- Yes
- No

Q51. Please enter the date on which the implementation strategy was approved by your hospital's governing body.

4/29/2021

Q52. Please provide a link to your hospital's CHNA implementation strategy.

[https://www.lifebridgehealth.org/Uploads/Public/Documents/Population%20Health/Sinai%20Hospital%20Implementation%20Plans%20\(July%202021\).pdf](https://www.lifebridgehealth.org/Uploads/Public/Documents/Population%20Health/Sinai%20Hospital%20Implementation%20Plans%20(July%202021).pdf)

Q222. Please upload your hospital's CHNA implementation strategy.

[Sinai Hospital Implementation Plans \(July 2021\).pdf](#)  
1.5MB  
application/pdf

Q53. Please explain why your hospital has not adopted an implementation strategy. Please include whether the hospital has a plan and/or a timeframe for an implementation strategy.

*This question was not displayed to the respondent.*

Q54. Please select the CHNA Priority Area Categories most relevant to your most recent CHNA. The list of categories is based on the Healthy People 2030 objectives [available here](#). This list is not exhaustive. Please select "other" and describe any CHNA Priority Area Categories that are not captured by this list. Select all that apply even if a need was not addressed by a reported initiative.

- |  |   |  |
|--|---|--|
| <input checked="" type="checkbox"/> Health Conditions - Addiction                          | <input type="checkbox"/> Health Behaviors - Drug and Alcohol Use            | <input type="checkbox"/> Populations - Women   |
| <input type="checkbox"/> Health Conditions - Arthritis                                     | <input type="checkbox"/> Health Behaviors - Emergency Preparedness          | <input type="checkbox"/> Populations - Workforce   |
| <input type="checkbox"/> Health Conditions - Blood Disorders                               | <input type="checkbox"/> Health Behaviors - Family Planning                 | <input type="checkbox"/> Settings and Systems - Community                                  |
| <input checked="" type="checkbox"/> Health Conditions - Cancer                             | <input checked="" type="checkbox"/> Health Behaviors - Health Communication | <input type="checkbox"/> Settings and Systems - Environmental Health                       |
| <input type="checkbox"/> Health Conditions - Chronic Kidney Disease                        | <input type="checkbox"/> Health Behaviors - Injury Prevention               | <input type="checkbox"/> Settings and Systems - Global Health                              |
| <input type="checkbox"/> Health Conditions - Chronic Pain                                  | <input type="checkbox"/> Health Behaviors - Nutrition and Healthy Eating    | <input type="checkbox"/> Settings and Systems - Health Care                                |
| <input type="checkbox"/> Health Conditions - Dementias                                     | <input type="checkbox"/> Health Behaviors - Physical Activity               | <input checked="" type="checkbox"/> Settings and Systems - Health Insurance                |
| <input checked="" type="checkbox"/> Health Conditions - Diabetes                           | <input checked="" type="checkbox"/> Health Behaviors - Preventive Care      | <input type="checkbox"/> Settings and Systems - Health IT                                  |
| <input type="checkbox"/> Health Conditions - Foodborne Illness                             | <input type="checkbox"/> Health Behaviors - Safe Food Handling              | <input type="checkbox"/> Settings and Systems - Health Policy                              |
| <input type="checkbox"/> Health Conditions - Health Care-Associated Infections             | <input type="checkbox"/> Health Behaviors - Sleep                           | <input checked="" type="checkbox"/> Settings and Systems - Hospital and Emergency Services |
| <input checked="" type="checkbox"/> Health Conditions - Heart Disease and Stroke           | <input type="checkbox"/> Health Behaviors - Tobacco Use                     | <input checked="" type="checkbox"/> Settings and Systems - Housing and Homes               |
| <input type="checkbox"/> Health Conditions - Infectious Disease                            | <input checked="" type="checkbox"/> Health Behaviors - Vaccination          | <input type="checkbox"/> Settings and Systems - Public Health Infrastructure               |
| <input checked="" type="checkbox"/> Health Conditions - Mental Health and Mental Disorders | <input checked="" type="checkbox"/> Health Behaviors - Violence Prevention  | <input checked="" type="checkbox"/> Settings and Systems - Schools                         |
| <input type="checkbox"/> Health Conditions - Oral Conditions                               | <input type="checkbox"/> Populations - Adolescents                          | <input checked="" type="checkbox"/> Settings and Systems - Transportation                  |
| <input type="checkbox"/> Health Conditions - Osteoporosis                                  | <input type="checkbox"/> Populations - Children                             | <input type="checkbox"/> Settings and Systems - Workplace                                  |
| <input type="checkbox"/> Health Conditions - Overweight and Obesity                        | <input type="checkbox"/> Populations - Infants                              | <input checked="" type="checkbox"/> Social Determinants of Health - Economic Stability     |
| <input type="checkbox"/> Health Conditions - Pregnancy and Childbirth                      | <input type="checkbox"/> Populations - LGBT                                 | <input type="checkbox"/> Social Determinants of Health - Education Access and Quality      |

- Health Conditions - Respiratory Disease
- Populations - Men
- Social Determinants of Health - Health Care Access and Quality
- Health Conditions - Sensory or Communication Disorders
- Populations - Older Adults
- Social Determinants of Health - Neighborhood and Built Environment
- Health Conditions - Sexually Transmitted Infections
- Populations - Parents or Caregivers
- Social Determinants of Health - Social and Community Context
- Health Behaviors - Child and Adolescent Development
- Populations - People with Disabilities
- Other (specify)

Q56. (Optional) Please use the box below to provide any other information about your CHNA that you wish to share.

Q57. (Optional) Please attach any files containing information regarding your CHNA that you wish to share.

Q58. Section II - CHNAs and Stakeholder Involvement Part 6 - Initiatives

Q59. Please use the questions below to provide details regarding the initiatives to address the CHNA Priority Area Categories selected in the previous question.

For those hospitals completing the **optional** CHNA financial reporting in FY 2021, please ensure that these tie directly to line item initiatives in the financial reporting template.

For those hospitals **not** completing the **optional** CHNA financial template, please provide this information for as many initiatives as you deem feasible.

**Please note that hospitals will be required to report on each CHNA-related initiative in FY 2022.**

Q163. Please describe the initiative(s) addressing Health Conditions - Addiction.

| Health Conditions - Addiction Initiative Details |  |  |                              |   |
|--|--|--|------------------------------|---|
|  | Initiative Name  | Initiative Goal/Objective  | Initiative Outcomes to Date  | Data Used to Measure Outcomes   |
| Initiative A                                     | SBIRT Program  | Peer recovery coaches connect SUD patients with treatment and community resources. | 500 patients a month         | # of interventions, # of referrals to treatment, rate of bup. induction while in the ED |
| Initiative B                                     | Buprenorphine induction program                              | Initiate buprenorphine induction in the ED   |                              |   |
| Initiative C                                     | Alcohol and drug use screening during primary care visits    | Routinely screen patients at primary care visits for alcohol and drug use.         |                              |   |
| Initiative D                                     | GBRICS - Greater Baltimore Regional Integrated Crisis System | Provide alternative to ED for individuals in crisis; includes call line.           | New Program, no outcomes yet |   |
| Initiative E                                     | Prescription drug take-back                                  | Publicize/provide ability to safely dispose of unused prescription drugs.          |                              |   |
| Initiative F                                     |  |  |                              |   |
| Initiative G                                     |  |  |                              |   |
| Initiative H                                     |  |  |                              |   |
| Initiative I                                     |  |  |                              |   |
| Initiative J                                     |  |  |                              |   |
| All Other Initiatives                            |  |  |                              |   |

Q182. Please describe the initiative(s) addressing Health Conditions - Arthritis.

*This question was not displayed to the respondent.*

Q183. Please describe the initiative(s) addressing Health Conditions - Blood Disorders.

*This question was not displayed to the respondent.*

Q184. Please describe the initiative(s) addressing Health Conditions - Cancer.

| Health Conditions - Cancer Initiative Details |                 |                           |                             |                               |
|---|-----------------|---------------------------|-----------------------------|-------------------------------|
|   | Initiative Name | Initiative Goal/Objective | Initiative Outcomes to Date | Data Used to Measure Outcomes |

|                       |   |  |                       |  |
|-----------------------|---|--|-----------------------|--|
| Initiative A          | Peds Hem Onc Social Worker              | Provides psycho-social evaluation, support and resource connection | 400 children enrolled | % of referrals made to community resources will result in a received service |
| Initiative B          | Mammoth - breast cancer screening event |  |                       | Number of people getting mammograms  |
| Initiative C          |   |  |                       |  |
| Initiative D          |   |  |                       |  |
| Initiative E          |   |  |                       |  |
| Initiative F          |   |  |                       |  |
| Initiative G          |   |  |                       |  |
| Initiative H          |   |  |                       |  |
| Initiative I          |   |  |                       |  |
| Initiative J          |   |  |                       |  |
| All Other Initiatives |   |  |                       |  |

Q185. Please describe the initiative(s) addressing Health Conditions - Chronic Kidney Disease.

This question was not displayed to the respondent.

Q186. Please describe the initiative(s) addressing Health Conditions - Chronic Pain.

This question was not displayed to the respondent.

Q187. Please describe the initiative(s) addressing Health Conditions - Dementias.

This question was not displayed to the respondent.

Q188. Please describe the initiative(s) addressing Health Conditions - Diabetes.

| Health Conditions - Diabetes Initiative Details |  |  |  |  |
|---|--|--|--|--|
|   | Initiative Name  | Initiative Goal/Objective  | Initiative Outcomes to Date  | Data Used to Measure Outcomes                            |
| Initiative A                                    | Diabetes Medical Home Extender Program   | Provide comprehensive care coordination for patients with chronically unmanaged diabetes and help resolve psychosocial barriers preventing patients from utilizing primary care. Ensure patients have appropriate medications, transportation, and home support services.  |  |  |
| Initiative B                                    | Diabetes wellness and management education   | Focus on Diabetes prevention, wellness, and self-management throughout LBH service areas; partnership with Diabetes Resource Centers and Local ADA chapter. Includes "Diabetes Wednesdays" educational calls, a weekly series with telephonic classes with a Diabetes Educator on various subjects pertinent to managing diabetes. |  |  |
| Initiative C                                    | Diabetes Patient Guide (new) developed and distributed   | Ensure individuals with diabetes have knowledge to best manage diabetes and their overall health   | Guidebooks distributed to LifeBridge primary care offices throughout Baltimore City and County.                |  |
| Initiative D                                    | Endocrinologist-led Webinar education series for Primary Care Providers: Diabetes best practice management | Endocrinologists educate LBH primary and specialty care providers on best practice for diabetes pt management.   | Endocrinologists educate LBH primary and specialty care providers on best practice for diabetes pt management. | Primary care provider attendance                         |
| Initiative E                                    | Community Mobile Health Clinic   | Mobile health initiative reaches traditionally underserved communities that face a variety of access and other SDOH barriers. Groups are typically at higher risk for chronic disease and potentially avoidable hospital utilization.  |  | Referrals to providers and social resources.             |
| Initiative F                                    | Barbershops and Salons partnership in West Baltimore   | Extend health screening and services to residents at risk of complications from diabetes and other chronic conditions.   |  | A1c levels; referrals to providers and social resources. |
| Initiative G                                    | Diabetes Prevention and Education - HSCRC Program  | To identify community members at risk of diabetes and support them with education and support programs.  |  |  |
| Initiative H                                    |  |  |  |  |
| Initiative I                                    |  |  |  |  |
| Initiative J                                    |  |  |  |  |
| All Other Initiatives                           |  |  |  |  |

Q189. Please describe the initiative(s) addressing Health Conditions - Foodborne Illness.

This question was not displayed to the respondent.

Q190. Please describe the initiative(s) addressing Health Conditions - Health Care-Associated Infections.

This question was not displayed to the respondent.

Q191. Please describe the initiative(s) addressing Health Conditions - Heart Disease and Stroke.

| Health Conditions - Heart Disease and Stroke Details |  |   |   |  |
|--|--|---|---|--|
|  | Initiative Name  | Initiative Goal/Objective   | Initiative Outcomes to Date   | Data Used to Measure Outcomes  |
| Initiative A   | Telemonitoring Program   | Remote patient monitoring program to improve the quality of care, patient outcomes, and reduce hospital utilization for patients with chronic diseases by improving patient-provider communication, improving coordination of care, and improving time of follow up with PCP. |   | ED and hospital utilization pre and post implementation of telemonitoring program. |
| Initiative B   | Cardiologist-led Webinar education series for Primary Care Providers: Heart Failure best practice management | Cardiologists educate LBH primary and specialty care providers on best practice for cardiac pt management.  | 30-45 primary care providers attending each of the 6 Cardiologist-led webinars                  | Primary care provider attendance   |
| Initiative C   | Heart Failure Patient Guide (new) developed and distributed  | Ensure individuals with heart failure have knowledge to best manage heart failure and their overall health  | Guidebooks distributed to LifeBridge primary care offices throughout Baltimore City and County. |  |
| Initiative D   | Community Mobile Health Clinic   | Mobile health initiative reaches traditionally underserved communities that face a variety of access and other SDOH barriers. Groups are typically at higher risk for chronic disease and potentially avoidable hospital utilization.   |   | Referrals to providers and social resources.                                       |
| Initiative E   | Barbershops and Salons in West Baltimore   | Extend health screening and services to residents at risk of complications from hypertension, heart disease and other chronic conditions.   |   | Blood pressure levels; referrals to providers and social resources.                |
| Initiative F   |  |   |   |  |
| Initiative G   |  |   |   |  |
| Initiative H   |  |   |   |  |
| Initiative I   |  |   |   |  |
| Initiative J   |  |   |   |  |
| All Other Initiatives                                |  |   |   |  |

Q192. Please describe the initiative(s) addressing Health Conditions - Infectious Disease.

This question was not displayed to the respondent.

Q193. Please describe the initiative(s) addressing Health Conditions - Mental Health and Mental Disorders.

| Health Conditions - Mental Health and Mental Disorders Initiative Details |   |  |   |  |
|---|---|--|---|--|
|   | Initiative Name   | Initiative Goal/Objective  | Initiative Outcomes to Date                     | Data Used to Measure Outcomes  |
| Initiative A  | Ambulatory Care Management  | Care management services for high-risk community members. Collaboration with internal and external mental health practices; referrals to community resources   | More than 10,000 patients worked with per year. | Successful linkage to resources and compliance with engagement with resource.  |
| Initiative B  | ED Navigation   | Reduce readmission rates by seeing patients who are frequent utilizers of ER defined by at least 3 times in 4 months; and those who are likely to come back to ER within 30 days and be admitted to hospital | Approx. 500 patients per month.                 | Performing short term case management; patients who do not return to ER within 30 days of contact, also that patients were linked to medical PCP or specialist |
| Initiative C  | Integrated Behavioral Health Services with Primary Care Providers | As part of MDPCP program, working to identify a network of providers who will work with LBH Clinically Integrated Network for behavioral health services.  |   |  |
| Initiative D  | Sinai Community Care - Care Coordination                          | Provide care management services for high-risk community members in three clinics, make referrals to community resources.  |   | # of referrals made; identify if referrals completed   |
| Initiative E  | Screening for Depression in Primary Care                          | Identify depression during primary care appointments and provide follow-up if needed.  |   | % of primary care patients screened with PHQ-2/9 annually.   |
| Initiative F  | GBRICS - Greater Baltimore Regional Integrated Crisis System      | Improve access to appropriate support for individuals in behavioral health crisis.   | Data not yet available.                         |  |
| Initiative G  | Perinatal Mood Disorders  | To increase awareness of perinatal depression and anxiety, provide individual and group support, link to services/referrals for pregnant and new mothers.  | 20-25 assessments per month                     | Number of assessments leading to short term intervention/follow up   |
| Initiative H  | Mental Health Services for victims of violence (Center for Hope)  | Mental health clinicians trained in various forms of TF-CBT models to treat and help victims of violence and their care givers   | 2,882 mental health sessions during the year.   |  |
| Initiative I  |   |  |   |  |
| Initiative J  |   |  |   |  |
| All Other Initiatives   |   |  |   |  |

Q194. Please describe the initiative(s) addressing Health Conditions - Oral Conditions.

This question was not displayed to the respondent.

Q195. Please describe the initiative(s) addressing Health Conditions - Osteoporosis.

This question was not displayed to the respondent.



Q196. Please describe the initiative(s) addressing Health Conditions - Overweight and Obesity.

This question was not displayed to the respondent.

Q197. Please describe the initiative(s) addressing Health Conditions - Pregnancy and Childbirth.

This question was not displayed to the respondent.

Q198. Please describe the initiative(s) addressing Health Conditions - Respiratory Disease.

This question was not displayed to the respondent.

Q199. Please describe the initiative(s) addressing Health Conditions - Sensory or Communication Disorders.

This question was not displayed to the respondent.

Q200. Please describe the initiative(s) addressing Health Conditions - Sexually Transmitted Infections.

| Health Conditions - Sexually Transmitted Infections Initiative Details |                      |   |                             |                               |
|--|----------------------|---|-----------------------------|-------------------------------|
|  | Initiative Name      | Initiative Goal/Objective   | Initiative Outcomes to Date | Data Used to Measure Outcomes |
| Initiative A   | HIV Support Services | Services assist HIV + patients by removing barriers to care; therefore; optimizing health outcomes, and connecting them to available resources. Support services, including short term counseling and several support groups, provide education and psychosocial support to participants. |                             |                               |
| Initiative B   |                      |   |                             |                               |
| Initiative C   |                      |   |                             |                               |
| Initiative D   |                      |   |                             |                               |
| Initiative E   |                      |   |                             |                               |
| Initiative F   |                      |   |                             |                               |
| Initiative G   |                      |   |                             |                               |
| Initiative H   |                      |   |                             |                               |
| Initiative I   |                      |   |                             |                               |
| Initiative J   |                      |   |                             |                               |
| All Other Initiatives  |                      |   |                             |                               |

Q201. Please describe the initiative(s) addressing Health Behaviors - Child and Adolescent Development.

This question was not displayed to the respondent.

Q202. Please describe the initiative(s) addressing Health Behaviors - Drug and Alcohol Use.

This question was not displayed to the respondent.

Q203. Please describe the initiative(s) addressing Health Behaviors - Emergency Preparedness.

This question was not displayed to the respondent.

Q204. Please describe the initiative(s) addressing Health Behaviors - Family Planning.

This question was not displayed to the respondent.

Q205. Please describe the initiative(s) addressing Health Behaviors - Health Communication.

| Health Behaviors - Health Communication Initiative Details |                                  |  |  |   |
|--|----------------------------------|--|--|---|
|  | Initiative Name                  | Initiative Goal/Objective  | Initiative Outcomes to Date                    | Data Used to Measure Outcomes   |
| Initiative A   | Community Health Education Team  | Prioritizing health education needs in the community and providing Health, Wellness, and Prevention education events, classes and risk assessments; connecting participants to resources to maintain health, and with medical providers and/or other programs. | 928 in-person attendees. 793 via telelearning. | Attendance, Behavior change, knowledge gained (self-report), also healthcare system engagement  |
| Initiative B   | PPE and IP/IC Education/Training | Facility/staff PPE training, IP/IC site assessments, and centralized training for MDH/MHA.   | Over 1,000 trained.                            | Increased rate of transmission-based precautions and reduced staff/patient positivity. HSCRC LTC metrics and ad-hoc assessments with county/city Departments of Health. |
| Initiative C   | Live Life Healthy                | Cover various health topics in an innovative way to include elements of game shows, quizzes, and health talks  | 123 participants since Oct 2020.               | attendance, lifestyle change, engagement with health care system  |

|                       |  |   |   |  |
|-----------------------|--|---|---|--|
| Initiative D          | Mental Health Mondays                  | Partnership with Mental Health practitioners in the area as well as LBH staff to offer classes on various mental health topics, created at the request of community members and faith leaders in our service areas.   | 166 participants since Oct 2020.  | attendance, lifestyle change, engagement with health care system |
| Initiative E          | TeleLearning - Faith Edition           | Education on various topics geared towards faith leaders in our communities to aid in forming congregational plans, wellness ministries, and health-related activities in faith-based organizations.  |   | attendance, lifestyle change, referral plans for congregations   |
| Initiative F          | Work Out Wednesdays                    | TeleLearning program focused on physical activity with instructions for various types of exercises  |   | attendance, lifestyle change, engagement with health care system |
| Initiative G          | Community Pastoral Outreach            | Community Pastoral Outreach provides nurturing and supportive leadership with members of the faith community within LifeBridge Health's catchment area and beyond. Specifically, Community Pastoral Outreach is the resident faith liaison for the hospital system; assists congregations (all faiths) with developing health and wellness ministries; provide community pastoral care with participants of established programs of Community Initiatives (spiritual advisement, prayer, encouragement); help faith communities develop workshops, seminars, classes in relation to faith and health along with specific health concerns; explore opportunities for partnership with faith communities and LifeBridge Health; engage in faith relations (local governments, nonprofits, colleges & Universities, etc) throughout LBH service areas. | 270 participants for Sinai area in FY2020; 43 via telelearning  | Attendance, surveys/feedback                                     |
| Initiative H          | Be Strong. Live Well. Care Bravely.    | Weekly virtual health sessions including a wide variety of health topics. Health topics are chosen to align with Marketing's 12-month planning calendar.  | approx 54 virtual health sessions held/conducted since Sept. '20. 500+ unique registrations (Sept. 20-Feb. '21) | attendance, evaluations, feedback                                |
| Initiative I          | Monthly health support groups          | These support groups are offered in partnership with Jewish Community Services. These groups are free and open to the community. Currently, two support groups are offered: Suicide support for family and friends, and Parkinson's Disease care takers.  |   | attendance, evaluations, feedback                                |
| Initiative J          | Spring Ahead to Wellness Family Series | This virtual family-oriented program series welcomes families with children, ages 4-8. Sessions are co-facilitated by Jewish Community Services clinicians/health educators and LifeBridge Health specialists. The sessions are interactive, fun and experiential and are free/open to the community.   |   | attendance, evaluations, feedback                                |
| All Other Initiatives |  |   |   |  |

Q206. Please describe the initiative(s) addressing Health Behaviors - Injury Prevention.

*This question was not displayed to the respondent.*

Q207. Please describe the initiative(s) addressing Health Behaviors - Nutrition and Healthy Eating.

*This question was not displayed to the respondent.*

Q208. Please describe the initiative(s) addressing Health Behaviors - Physical Activity.

*This question was not displayed to the respondent.*

Q209. Please describe the initiative(s) addressing Health Behaviors - Preventive Care.

| Health Behaviors - Preventive Care Initiative Details |                                   |   |   |  |
|---|-----------------------------------|---|---|--|
|   | Initiative Name                   | Initiative Goal/Objective   | Initiative Outcomes to Date                   | Data Used to Measure Outcomes  |
| Initiative A  | Community Health Screening Events | Provide screenings and risk assessments at multiple locations throughout the LBH service areas, reaching all outreach markets, working with local businesses and organizations based on prioritized needs. Collaborating with LBH call center to provide follow-up, also providing real time nurse consultations. | 99 individuals screened in Sinai service area | Attendance, number of people reached for follow-up by call center, decrease in ER visits |
| Initiative B  | Post-Acute COVID Testing          | Community-based clinical touches covering COVID testing, Vaccinations, chronic disease prevention and identification, and various other use cases for LBH Mobile Health.  | Up to 150/week in-facility                    |  |
| Initiative C  |                                   |   |   |  |
| Initiative D  |                                   |   |   |  |
| Initiative E  |                                   |   |   |  |
| Initiative F  |                                   |   |   |  |
| Initiative G  |                                   |   |   |  |
| Initiative H  |                                   |   |   |  |
| Initiative I  |                                   |   |   |  |

|                       |  |  |  |  |
|-----------------------|--|--|--|--|
| Initiative J          |  |  |  |  |
| All Other Initiatives |  |  |  |  |

Q210. Please describe the initiative(s) addressing Health Behaviors - Safe Food Handling.

This question was not displayed to the respondent.

Q211. Please describe the initiative(s) addressing Health Behaviors - Sleep.

This question was not displayed to the respondent.

Q212. Please describe the initiative(s) addressing Health Behaviors - Tobacco Use.

This question was not displayed to the respondent.

Q213. Please describe the initiative(s) addressing Health Behaviors - Vaccination.

| Health Behaviors - Vaccination Initiative Details |  |  |                             |                               |
|---|--|--|-----------------------------|-------------------------------|
|   | Initiative Name                          | Initiative Goal/Objective  | Initiative Outcomes to Date | Data Used to Measure Outcomes |
| Initiative A                                      | LBH Mobile Health                        | Clinical mobile health initiative reaches traditionally underserved communities that face a variety of access and other SDOH barriers. Groups are typically at higher risk for chronic disease and potentially avoidable hospital utilization. |                             |                               |
| Initiative B                                      | Live Chair barbershop/salon partnerships | Live Chair is a business partner that works with a network of barbershops and salons in the Baltimore area to support increased health screenings, prevention, and better access to health care for traditionally underserved populations.     |                             |                               |
| Initiative C                                      | Population Health Community Vaccination  | Community-based clinical touches covering COVID vaccinations, testing, and various use cases for LBH Mobile Health   |                             |                               |
| Initiative D                                      |  |  |                             |                               |
| Initiative E                                      |  |  |                             |                               |
| Initiative F                                      |  |  |                             |                               |
| Initiative G                                      |  |  |                             |                               |
| Initiative H                                      |  |  |                             |                               |
| Initiative I                                      |  |  |                             |                               |
| Initiative J                                      |  |  |                             |                               |
| All Other Initiatives                             |  |  |                             |                               |

Q214. Please describe the initiative(s) addressing Health Behaviors - Violence Prevention.

| Health Behaviors - Violence Prevention Initiative Details |  |  |                             |  |
|---|--|--|-----------------------------|--|
|   | Initiative Name  | Initiative Goal/Objective  | Initiative Outcomes to Date | Data Used to Measure Outcomes  |
| Initiative A  | Hospital Violence Response Team (Center for Hope)                                      | Hospital based violence response team working with Cure Violence framework to provide bedside intervention for victims of domestic violence as well as victims of shootings, stabbings and assault. Efforts made to prevent re-victimization through case management, treatment, and workforce development   | 450 clients                 | number of clients; feedback; future ACE/Resilience/Hope assessment             |
| Initiative B  | Neighborhood Violence Intervention - Belvedere Neighborhood (Center for Hope)          | Cure Violence model neighborhood violence interrupters respond to and prevent shootings from occurring in designated hot spots in coordination with City of Baltimore through outreach efforts and community mediation.  |                             |  |
| Initiative C  | COACH - violence prevention mentorship at Pimlico Elem/Middle School (Center for Hope) | In-school violence prevention mentorship program at Pimlico Elementary/Middle School providing alternatives to violence for neighborhood students  | 300 children annually       |  |
| Initiative D  | Community Case Management (Center for Hope)  | Baltimore Links (for children under 18) and Park Heights Case Management connects referrals from Child Fatality Review and other neighborhood referrals to case management services to prevent future homicide and violence  |                             | reduced re-victimization, reduced criminal justice contacts, reduced homicides |
| Initiative E  | Elder Abuse Multi-Disciplinary Team (Center for Hope)                                  | Creating and implementing a coordinated team response with partners from law enforcement, social services, prosecution, community organizations and Center for Hope staff to respond to allegations of elder abuse with forensic interviews, medical exams, and case management. New program and in starting stages with team reviews of cases currently happening |                             |  |
| Initiative F  | Community Education & Outreach (Center for Hope)                                       | Team approach to providing training and education on topics to prevent various forms of abuse to community members, organizations, and professionals   | 9,538 trained               | post-training assessment   |

|                       |  |  |  |  |
|-----------------------|--|--|--|--|
| Initiative G          |  |  |  |  |
| Initiative H          |  |  |  |  |
| Initiative I          |  |  |  |  |
| Initiative J          |  |  |  |  |
| All Other Initiatives |  |  |  |  |

Q215. Please describe the initiative(s) addressing Populations - Adolescents.

*This question was not displayed to the respondent.*

Q216. Please describe the initiative(s) addressing Populations - Children.

*This question was not displayed to the respondent.*

Q217. Please describe the initiative(s) addressing Populations - Infants.

*This question was not displayed to the respondent.*

Q218. Please describe the initiative(s) addressing Populations - LGBT.

*This question was not displayed to the respondent.*

Q219. Please describe the initiative(s) addressing Populations - Men.

*This question was not displayed to the respondent.*

Q220. Please describe the initiative(s) addressing Populations - Older Adults.

*This question was not displayed to the respondent.*

Q221. Please describe the initiative(s) addressing Populations - Parents or Caregivers.

| Populations - Parents or Caregivers Initiative Details |                          |  |   |   |
|--|--------------------------|--|---|---|
|  | Initiative Name          | Initiative Goal/Objective  | Initiative Outcomes to Date               | Data Used to Measure Outcomes   |
| Initiative A   | Healthy Families America | One of the leading family support and evidence-based home visiting programs in the nation; fostering early, nurturing relationships to create and maintain the foundation for healthy child and family development | Approx. 60 children and families per year | % of children who exhibit on track developmental milestones, % of expected home visits completed, % of primary caregivers screened for depression, % of full term births, # and % referrals and linkages to community resources |
| Initiative B   |                          |  |   |   |
| Initiative C   |                          |  |   |   |
| Initiative D   |                          |  |   |   |
| Initiative E   |                          |  |   |   |
| Initiative F   |                          |  |   |   |
| Initiative G   |                          |  |   |   |
| Initiative H   |                          |  |   |   |
| Initiative I   |                          |  |   |   |
| Initiative J   |                          |  |   |   |
| All Other Initiatives                                  |                          |  |   |   |

Q222. Please describe the initiative(s) addressing Populations - People with Disabilities.

*This question was not displayed to the respondent.*

Q223. Please describe the initiative(s) addressing Populations - Women.

*This question was not displayed to the respondent.*

Q224. Please describe the initiative(s) addressing Populations - Workforce.

*This question was not displayed to the respondent.*

Q225. Please describe the initiative(s) addressing Settings and Systems - Community.

*This question was not displayed to the respondent.*

Q226. Please describe the initiative(s) addressing Settings and Systems - Environmental Health.

This question was not displayed to the respondent.

Q227. Please describe the initiative(s) addressing Settings and Systems - Global Health.

This question was not displayed to the respondent.

Q228. Please describe the initiative(s) addressing Settings and Systems - Health Care.

This question was not displayed to the respondent.

Q229. Please describe the initiative(s) addressing Settings and Systems - Health Insurance.

| Settings and Systems - Health Insurance Initiative Details |                      |   |                                     |  |
|--|----------------------|---|-------------------------------------|--|
|  | Initiative Name      | Initiative Goal/Objective   | Initiative Outcomes to Date         | Data Used to Measure Outcomes  |
| Initiative A   | Insurance Counseling | Assist patients with insurance signups. Through the Maryland Health Benefit Exchange, Sinai is certified as an ACSE – Application Counselor Sponsoring Entity. This allows the hospital to offer training and administrative support to any employee to assist patients or clients in signing up for insurance. Community Health Workers and Social Workers in the outpatient clinic and Population Health programs have been trained to provide these signups.   | Approximately 120 persons per year. | Number of referrals that are followed completely to insurance coverage or connection with Health Care Access Maryland  |
| Initiative B   | HIV Support Services | The HIV Support Services Program is predominantly funded by Ryan White grants in partnership with The Maryland Department of Health/Baltimore City Health Department and the Johns Hopkins Hospital. Services assist HIV + patients by removing barriers to care--including aiding with access to health insurance-- to connect them to available resources and optimize health outcomes. Support services, including short term counseling and several support groups, provide education and psychosocial support to participants. | Approximately 350                   | Undetectable viral load; maintaining insurance coverage; successful connections to community resources; connectivity to medical care and providers; reduction of depression, anxiety and isolation |
| Initiative C   |                      |   |                                     |  |
| Initiative D   |                      |   |                                     |  |
| Initiative E   |                      |   |                                     |  |
| Initiative F   |                      |   |                                     |  |
| Initiative G   |                      |   |                                     |  |
| Initiative H   |                      |   |                                     |  |
| Initiative I   |                      |   |                                     |  |
| Initiative J   |                      |   |                                     |  |
| All Other Initiatives                                      |                      |   |                                     |  |

Q230. Please describe the initiative(s) addressing Settings and Systems - Health IT.

This question was not displayed to the respondent.

Q231. Please describe the initiative(s) addressing Settings and Systems - Health Policy.

This question was not displayed to the respondent.

Q232. Please describe the initiative(s) addressing Settings and Systems - Hospital and Emergency Services.

| Settings and Systems - Hospital and Emergency Services Initiative Details |                 |  |   |   |
|---|-----------------|--|---|---|
|   | Initiative Name | Initiative Goal/Objective  | Initiative Outcomes to Date                           | Data Used to Measure Outcomes   |
| Initiative A  | SBIRT Program   | Peer Recovery Coaches support patients with substance use disorder to promote recovery and connect patients to community resources (OSOP included) and treatment options (BUP included)                      | Approximately 500 patients per month served at Sinai. | # of interventions, # of referrals to treatment   |
| Initiative B  | ED Navigation   | Reduce readmission rates by seeing patients who are frequent utilizers of ER defined by at least 3 times in 4 months; and those who are likely to come back to ER within 30 days and be admitted to hospital | Approximately 500 patients per month served at Sinai. | Number of short term case management services performed; patients who do not return to ER within 30 days of contact; patients linked to medical PCP or specialist |
| Initiative C  |                 |  |   |   |
| Initiative D  |                 |  |   |   |
| Initiative E  |                 |  |   |   |
| Initiative F  |                 |  |   |   |

|                       |  |  |  |  |
|-----------------------|--|--|--|--|
| Initiative G          |  |  |  |  |
| Initiative H          |  |  |  |  |
| Initiative I          |  |  |  |  |
| Initiative J          |  |  |  |  |
| All Other Initiatives |  |  |  |  |

Q233. Please describe the initiative(s) addressing Settings and Systems - Housing and Homes.

| Settings and Systems - Housing and Homes Initiative Details |  |  |  |  |
|---|--|--|--|--|
|   | Initiative Name                            | Initiative Goal/Objective  | Initiative Outcomes to Date  | Data Used to Measure Outcomes  |
| Initiative A  | Baltimore City Supportive Housing          | In partnership with HealthCare for the Homeless, Baltimore City Mayor's Office and other hospitals; provide funding for supportive housing and care management services for individuals and families.  | Approx. 150 people served  | Number of referrals from each hospital, housing needs met, health outcomes             |
| Initiative B  | Housing Upgrades to Benefit Seniors (HUBS) | Improve living conditions to reduce injuries and chronic disease exacerbations (e.g., grab bars, air conditioners, address mold, lead paint, radon)  | 75 First Time Clients a Year. 200+ repairs/services provided a year. | Number of Housing Services provided. Number of first time completions.                 |
| Initiative C  | Live Near Your Work Program                | Employer-Incentive program for LifeBridge Health employees to purchase homes near LifeBridge facilities to promote neighborhood stability, community revitalization, and generational wealth creation. | Approx. 12-15 employees a year                                       | Number of employees participating. Employee homeownership rates in nearby communities. |
| Initiative D  |  |  |  |  |
| Initiative E  |  |  |  |  |
| Initiative F  |  |  |  |  |
| Initiative G  |  |  |  |  |
| Initiative H  |  |  |  |  |
| Initiative I  |  |  |  |  |
| Initiative J  |  |  |  |  |
| All Other Initiatives                                       |  |  |  |  |

Q234. Please describe the initiative(s) addressing Settings and Systems - Public Health Infrastructure.

*This question was not displayed to the respondent.*

Q235. Please describe the initiative(s) addressing Settings and Systems - Schools.

| Settings and Systems - Schools Initiative Details |   |  |   |   |
|---|---|--|---|---|
|   | Initiative Name                           | Initiative Goal/Objective  | Initiative Outcomes to Date                                       | Data Used to Measure Outcomes   |
| Initiative A                                      | Pimlico Health Sciences Education Program | School Partnership. Middle Grades Health Science Education, including career exploration and pathways, anatomy and physiology. | First cohort of approx. 20 students began in academic year 20-21. | Students completing coursework, new students enrolled, future job placements. |
| Initiative B                                      |   |  |   |   |
| Initiative C                                      |   |  |   |   |
| Initiative D                                      |   |  |   |   |
| Initiative E                                      |   |  |   |   |
| Initiative F                                      |   |  |   |   |
| Initiative G                                      |   |  |   |   |
| Initiative H                                      |   |  |   |   |
| Initiative I                                      |   |  |   |   |
| Initiative J                                      |   |  |   |   |
| All Other Initiatives                             |   |  |   |   |

Q236. Please describe the initiative(s) addressing Settings and Systems - Transportation.

| Settings and Systems - Transportation Initiative Details |                            |   |                             |   |
|--|----------------------------|---|-----------------------------|---|
|  | Initiative Name            | Initiative Goal/Objective   | Initiative Outcomes to Date | Data Used to Measure Outcomes   |
| Initiative A   | Ambulatory Care Management | Care management services to address social needs for high-risk community members, including coordination of transportation to medical appointments and social services. |                             | Successful linkage to resources and compliance with engagement with resource. |

|                       |   |  |  |  |
|-----------------------|---|--|--|--|
| Initiative B          | LBH Mobile Health                           | Clinical mobile health initiative reaches traditionally underserved communities that face a variety of access and other SDOH barriers. Groups are typically at higher risk for chronic disease and potentially avoidable hospital utilization. |  |  |
| Initiative C          | Live Chair community barbershop partnership | Live Chair is a business partner that works with a network of barbershops and salons in the Baltimore area to support increased health screenings, prevention, and better access to health care for traditionally underserved populations.     |  |  |
| Initiative D          | Partnerships with Uber and Lyft             | To transport patients for medical needs  |  |  |
| Initiative E          |   |  |  |  |
| Initiative F          |   |  |  |  |
| Initiative G          |   |  |  |  |
| Initiative H          |   |  |  |  |
| Initiative I          |   |  |  |  |
| Initiative J          |   |  |  |  |
| All Other Initiatives |   |  |  |  |

Q237. Please describe the initiative(s) addressing Settings and Systems - Workplace.

*This question was not displayed to the respondent.*

Q238. Please describe the initiative(s) addressing Social Determinants of Health - Economic Stability.

| Social Determinants of Health - Economic Stability Initiative Details |   |   |                             |                                     |
|---|---|---|-----------------------------|-------------------------------------|
|   | Initiative Name   | Initiative Goal/Objective   | Initiative Outcomes to Date | Data Used to Measure Outcomes       |
| Initiative A  | Workforce Development (Center for Hope, Kujichagulia Program) | Workforce development model to provide skills training and job readiness working within Center for Hope programs and with Sinai's VSP program to mentor, train, and place for employment inside and outside of hospital |                             | Number of clients connected to jobs |
| Initiative B  | LifeBridge VSP job program                                    | To provide jobs for community residents.  |                             |                                     |
| Initiative C  | Youth Summer Employment                                       | To provide summer employment for area youth.  |                             |                                     |
| Initiative D  | LifeBridge Talent Acquisition Program                         | To work with community partners to fill LifeBridge job openings.  |                             |                                     |
| Initiative E  |   |   |                             |                                     |
| Initiative F  |   |   |                             |                                     |
| Initiative G  |   |   |                             |                                     |
| Initiative H  |   |   |                             |                                     |
| Initiative I  |   |   |                             |                                     |
| Initiative J  |   |   |                             |                                     |
| All Other Initiatives   |   |   |                             |                                     |

Q239. Please describe the initiative(s) addressing Social Determinants of Health - Education Access and Quality.

*This question was not displayed to the respondent.*

Q240. Please describe the initiative(s) addressing Social Determinants of Health - Health Care Access and Quality.

| Social Determinants of Health - Health Care Access and Quality Initiative Details |  |  |                             |   |
|---|--|--|-----------------------------|---|
|   | Initiative Name  | Initiative Goal/Objective  | Initiative Outcomes to Date | Data Used to Measure Outcomes   |
| Initiative A  | Ambulatory Care Management                             | Care management services for high-risk community members. Collaboration with internal and external mental health practices; referrals to community resources; coordination of transportation to medical appointments and Social Services.      |                             | Successful linkage to resources and compliance with engagement with resource. |
| Initiative B  | LifeBridge Mobile Health                               | Clinical mobile health initiative reaches traditionally underserved communities that face a variety of access and other SDOH barriers. Groups are typically at higher risk for chronic disease and potentially avoidable hospital utilization. |                             |   |
| Initiative C  | Live Chair community barbershop partnership            | Live Chair is a business partner that works with a network of barbershops and salons in the Baltimore area to support increased health screenings, prevention, and better access to health care for traditionally underserved populations.     |                             |   |
| Initiative D  | Collaboration with community faith-based organizations | Partnering with community faith-based groups to improve residents' access to health education and services.  |                             |   |

|                       |                      |   |  |  |
|-----------------------|----------------------|---|--|--|
| Initiative E          | Sinai Community Care | Medical care provided to community residents with low socioeconomic means |  |  |
| Initiative F          |                      |   |  |  |
| Initiative G          |                      |   |  |  |
| Initiative H          |                      |   |  |  |
| Initiative I          |                      |   |  |  |
| Initiative J          |                      |   |  |  |
| All Other Initiatives |                      |   |  |  |

Q241. Please describe the initiative(s) addressing Social Determinants of Health - Neighborhood and Built Environment.

| Social Determinants of Health - Neighborhood and Built Environment Initiative Details |                            |  |  |   |
|---|----------------------------|--|--|---|
|   | Initiative Name            | Initiative Goal/Objective  | Initiative Outcomes to Date  | Data Used to Measure Outcomes   |
| Initiative A  | Clean and Green Initiative | Improve neighborhood environment and safety through removal of trash.  | In 2020, the LifeBridge Health Clean & Green removed 110 tons of trash and discarded items from the streets of Baltimore. The team completed 180 projects over approximately 150 working days from early Spring to late Fall 2020. | # tons of trash removed, number of site visits, hours worked, communities served. |
| Initiative B  | Community Service Corps    | Volunteer Opportunities throughout LifeBridge Service area, including community clean-ups, stream clean-ups, other volunteer events. | 6-12 events per year   | Events per year, event- specific (clean-up, meals served, volunteer hours, etc.)  |
| Initiative C  |                            |  |  |   |
| Initiative D  |                            |  |  |   |
| Initiative E  |                            |  |  |   |
| Initiative F  |                            |  |  |   |
| Initiative G  |                            |  |  |   |
| Initiative H  |                            |  |  |   |
| Initiative I  |                            |  |  |   |
| Initiative J  |                            |  |  |   |
| All Other Initiatives   |                            |  |  |   |

Q242. Please describe the initiative(s) addressing Social Determinants of Health - Social and Community Context.

*This question was not displayed to the respondent.*

Q243. Please describe the initiative(s) addressing other priorities.

*This question was not displayed to the respondent.*

Q130. Were all the needs identified in your most recently completed CHNA addressed by an initiative of your hospital?

- Yes
- No

Q131.

In your most recently completed CHNA, the following community health needs were identified:  
**Health Conditions - Addiction, Health Conditions - Cancer, Health Conditions - Diabetes, Health Conditions - Heart Disease and Stroke, Health Conditions - Mental Health and Mental Disorders, Health Conditions - Sexually Transmitted Infections, Health Behaviors - Health Communication, Health Behaviors - Preventive Care, Health Behaviors - Vaccination, Health Behaviors - Violence Prevention, Populations - Parents or Caregivers, Settings and Systems - Health Insurance, Settings and Systems - Hospital and Emergency Services, Settings and Systems - Housing and Homes, Settings and Systems - Schools, Settings and Systems - Transportation, Social Determinants of Health - Economic Stability, Social Determinants of Health - Health Care Access and Quality, Social Determinants of Health - Neighborhood and Built Environment**  
**Other:**

Using the checkboxes below, select the needs that appear in the list above that were NOT addressed by your community benefit initiatives.

*This question was not displayed to the respondent.*

Q132. Why were these needs unaddressed?

*This question was not displayed to the respondent.*



Q244. Please describe the hospital's efforts to track and reduce health disparities in the community it serves.

Q245. If your hospital reported rate support for categories other than Charity Care, Graduate Medical Education, and the Nurse Support Programs in the financial report template, please select the rate supported programs here:

- Regional Partnership Catalyst Grant Program
- The Medicare Advantage Partnership Grant Program
- The COVID-19 Long-Term Care Partnership Grant
- The COVID-19 Community Vaccination Program
- The Population Health Workforce Support for Disadvantaged Areas Program
- Other (Describe)

Q129. If you wish, you may upload a document describing your community benefit initiatives in more detail.

### Q60. Section III - CB Administration

Q61. Does your hospital conduct an internal audit of the annual community benefit financial spreadsheet? Select all that apply.

- Yes, by the hospital's staff
- Yes, by the hospital system's staff
- Yes, by a third-party auditor
- No

Q246. Please describe the third party audit process used.

*This question was not displayed to the respondent.*

Q62. Does your hospital conduct an internal audit of the community benefit narrative?

- Yes
- No

Q63. Please describe the community benefit narrative audit process.

The community benefit narrative is reviewed regularly by the health system's Community Benefit Committee that makes recommendation for approval of the Community Benefit Report by the LifeBridge Health Community Mission Committee of the LifeBridge Health Board.

Q64. Does the hospital's board review and approve the annual community benefit financial spreadsheet?

- Yes
- No

Q65. Please explain:

*This question was not displayed to the respondent.*

Q66. Does the hospital's board review and approve the annual community benefit narrative report?

Yes

No

Q67. Please explain:

*This question was not displayed to the respondent.*

Q68. Does your hospital include community benefit planning and investments in its internal strategic plan?

Yes

No

Q69. Please describe how community benefit planning and investments are included in your hospital's internal strategic plan.

The Community Health Needs Assessment results are prioritized by community leaders and system leadership. A Community Benefit plan is created from this prioritization process. The community benefit plan is used to identify needs and priorities for the organizational strategy.

Q70. If available, please provide a link to your hospital's strategic plan.

Q133. Do any of the hospital's community benefit operations/activities align with the Statewide Integrated Health Improvement Strategy (SIHIS)? Please select all that apply and describe how your initiatives are targeting each SIHIS goal. [More information about SIHIS may be found here.](#)

Diabetes - Reduce the mean BMI for Maryland residents

Opioid Use Disorder - Improve overdose mortality

Maternal and Child Health - Reduce severe maternal morbidity rate

Maternal and Child Health - Decrease asthma-related emergency department visit rates for children aged 2-17

Q134. (Optional) Did your hospital's initiatives during the fiscal year address other state health goals? If so, tell us about them below.

### Q135. Section IV - Physician Gaps & Subsidies

Q223. Did your hospital report physician gap subsidies on Worksheet 3 of its community benefit financial report for the fiscal year?

No

Yes

Q218. As required under HG§19-303, please select all of the gaps in physician availability resulting in a subsidy reported in the Worksheet 3 of financial section of Community Benefit report. Please select "No" for any physician specialty types for which you did not report a subsidy.

|                                      | Is there a gap resulting in a subsidy? |                       | What type of subsidy?  |
|--------------------------------------|--|-----------------------|--|
|                                      | Yes                                    | No                    |  |
| Allergy & Immunology                 | <input type="radio"/>                  | <input type="radio"/> | <input type="text"/>   |
| Anesthesiology                       | <input type="radio"/>                  | <input type="radio"/> | <input type="text"/>   |
| Cardiology                           | <input type="radio"/>                  | <input type="radio"/> | <input type="text"/>   |
| Dermatology                          | <input type="radio"/>                  | <input type="radio"/> | <input type="text"/>   |
| Emergency Medicine                   | <input type="radio"/>                  | <input type="radio"/> | Non-resident house staff and hospitalists <input type="text"/> |
| Endocrinology, Diabetes & Metabolism | <input type="radio"/>                  | <input type="radio"/> | <input type="text"/>   |
| Family Practice/General Practice     | <input type="radio"/>                  | <input type="radio"/> | <input type="text"/>   |
| Geriatrics                           | <input type="radio"/>                  | <input type="radio"/> | <input type="text"/>   |

|                                    |                       |                       |                      |
|------------------------------------|-----------------------|-----------------------|----------------------|
| Internal Medicine                  | <input type="radio"/> | <input type="radio"/> | <input type="text"/> |
| Medical Genetics                   | <input type="radio"/> | <input type="radio"/> | <input type="text"/> |
| Neurological Surgery               | <input type="radio"/> | <input type="radio"/> | <input type="text"/> |
| Neurology                          | <input type="radio"/> | <input type="radio"/> | <input type="text"/> |
| Obstetrics & Gynecology            | <input type="radio"/> | <input type="radio"/> | <input type="text"/> |
| Oncology-Cancer                    | <input type="radio"/> | <input type="radio"/> | <input type="text"/> |
| Ophthalmology                      | <input type="radio"/> | <input type="radio"/> | <input type="text"/> |
| Orthopedics                        | <input type="radio"/> | <input type="radio"/> | <input type="text"/> |
| Otololaryngology                   | <input type="radio"/> | <input type="radio"/> | <input type="text"/> |
| Pathology                          | <input type="radio"/> | <input type="radio"/> | <input type="text"/> |
| Pediatrics                         | <input type="radio"/> | <input type="radio"/> | <input type="text"/> |
| Physical Medicine & Rehabilitation | <input type="radio"/> | <input type="radio"/> | <input type="text"/> |
| Plastic Surgery                    | <input type="radio"/> | <input type="radio"/> | <input type="text"/> |
| Preventive Medicine                | <input type="radio"/> | <input type="radio"/> | <input type="text"/> |
| Psychiatry                         | <input type="radio"/> | <input type="radio"/> | <input type="text"/> |
| Radiology                          | <input type="radio"/> | <input type="radio"/> | <input type="text"/> |
| Surgery                            | <input type="radio"/> | <input type="radio"/> | <input type="text"/> |
| Urology                            | <input type="radio"/> | <input type="radio"/> | <input type="text"/> |
| Other (Describe)                   | <input type="radio"/> | <input type="radio"/> | <input type="text"/> |

Q219. Please explain how you determined that the services would not otherwise be available to meet patient demand and why each subsidy was needed, including relevant data. Please provide a description for each line-item subsidy listed in Worksheet 3 of the financial report.

Form was completed. Please refer to our financial report. We were unable to go back and click that the form was completed.

Q139. Please attach any files containing further information and data justifying physician subsidies your hospital.

Q140. Section VI - Financial Assistance Policy (FAP)

Q141. Upload a copy of your hospital's financial assistance policy.

[LBH Financial Assistance Policy English 012821.pdf](#)  
277.4KB  
application/pdf

Q220. Provide the link to your hospital's financial assistance policy.

<https://www.lifebridgehealth.org/Main/LifeBridgeHealthFinancialAssistance.aspx>

Q147. Has your FAP changed within the last year? If so, please describe the change.

No, the FAP has not changed.  
 Yes, the FAP has changed. Please describe:


Q143. Maryland hospitals are required under Health General §19-214.1(b)(2)(i) COMAR 10.37.10.26(A-2)(2)(a)(i) to provide free medically necessary care to patients with family income at or below 200 percent of the federal poverty level (FPL).

Please select the percentage of FPL below which your hospital's FAP offers free care.




Q144. Maryland hospitals are required under COMAR 10.37.10.26(A-2)(2)(a)(ii) to provide reduced-cost, medically necessary care to low-income patients with family income between 200 and 300 percent of the federal poverty level.

Please select the range of the percentage of FPL for which your hospital's FAP offers reduced-cost care.




Q145. Maryland hospitals are required under Health General §19-214.1(b)(2)(iii) COMAR 10.37.10.26(A-2)(3) to provide reduced-cost, medically necessary care to patients with family income below 500 percent of the federal poverty level who have a financial hardship. Financial hardship is defined in Health General §19-214.1(a)(2) and COMAR 10.37.10.26(A-2)(1)(b)(i) as a medical debt, incurred by a family over a 12-month period that exceeds 25 percent of family income.

Please select the range of the percentage of FPL for which your hospital's FAP offers reduced-cost care for financial hardship.



Q146. Please select the threshold for the percentage of medical debt that exceeds a household's income and qualifies as financial hardship.



Q221. Per Health General Article §19-303 (c)(4)(ix), list each tax exemption your hospital claimed in the preceding tax able year (select all that apply)

- Federal corporate income tax
- State corporate income tax
- State sales tax
- Local property tax (real and personal)
- Other (Describe)

## Q150. Summary & Report Submission

Q151.

### Attention Hospital Staff! IMPORTANT!

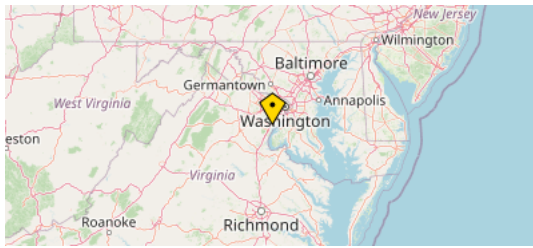
You have reached the end of the questions, but you are not quite finished. Your narrative has not yet been fully submitted. Once you proceed to the next screen using the right arrow button below, you cannot go backward. You cannot change any of your answers if you proceed beyond this screen.

We strongly urge you to contact us at [hcbhelp@hilltop.umbc.edu](mailto:hcbhelp@hilltop.umbc.edu) to request a copy of your answers. We will happily send you a pdf copy of your narrative that you can share with your leadership, Board, or other interested parties. If you need to make any corrections or change any of your answers, you can use the Table of Contents feature to navigate to the appropriate section of the narrative.

Once you are fully confident that your answers are final, return to this screen then click the right arrow button below to officially submit your narrative.

Location: [38.658294677734, -77.248100280762]

Source: GeolIP Estimation



**LifeBridge Health**

**Sinai Hospital**

**Community Health Needs Assessment**

**2021**

|  |               |
|--|---------------|
| <b>EXECUTIVE SUMMARY.....</b>                                  | <b>PAGE 3</b> |
| <b>COMMUNITY HEALTH NEEDS ASSESSMENT.....</b>                  | <b>8</b>      |
| <b>1 REPORT ON PAST CHNA IMPLEMENTATION PLAN.....</b>          | <b>8</b>      |
| <b>2 OVERVIEW OF SINAI HOSPITAL AND LIFEBRIDGE HEALTH.....</b> | <b>12</b>     |
| <b>3 CHNA APPROACH AND METHODOLOGY.....</b>                    | <b>13</b>     |
| <b>4 DESCRIPTION OF COMMUNITY SERVED.....</b>                  | <b>14</b>     |
| <b>5 QUALITATIVE FINDINGS.....</b>                             | <b>16</b>     |
| <b>6 SECONDARY DATA ANALYSIS.....</b>                          | <b>21</b>     |
| <b>6.1 HEALTH OUTCOMES.....</b>                                | <b>21</b>     |
| <b>6.2 SOCIAL AND ECONOMIC FACTORS.....</b>                    | <b>24</b>     |
| <b>7 SERVICE AREA PRIORITY HEALTH NEEDS.....</b>               | <b>27</b>     |
| <b>7.1 PRIORITIZATION PROCESS AND CRITERIA USED.....</b>       | <b>28</b>     |
| <b>7.2 PRIORITY NEEDS.....</b>                                 | <b>28</b>     |
| <b>8 NEEDS NOT ADDRESSED BY IMPLEMENTATION PLAN.....</b>       | <b>29</b>     |
| <b>9 APPENDICES.....</b>                                       | <b>31</b>     |

## Executive Summary

Sinai Hospital is a 483-bed acute care facility licensed in the state of Maryland providing acute, primary and specialty care services to residents in various communities in and near north and west side Baltimore. Sinai Hospital is the most comprehensive and largest community hospital in Maryland and is the state's third largest teaching hospital.

Sinai Hospital is part of LifeBridge Health, Inc. which also includes Grace Medical Center in southwest Baltimore, Levindale Hebrew Geriatric Center and Hospital, Northwest Hospital in Baltimore County and Carroll Hospital in Carroll County.

The Baltimore City Health Department and the resident health systems previously collaborated on a Community Health Needs Assessment ("CHNA") in 2017-2018 and have sought to do so again in 2020-21 though in a more limited manner due to the COVID-19 virus. As part of the LifeBridge Health system participation in this collaborative effort, Sinai Hospital has participated in the City-wide survey, focus groups and stakeholder interviews. This CHNA incorporates a variety of secondary data sourced through the Baltimore Neighborhood Indicators Alliance as well as the Baltimore City Health Department's Neighborhood Health Profile.

### **2021 Community Health Needs Assessment**

**Approach and Methodology:** Similar to the CHNA conducted in 2018, in 2020-21 Sinai Hospital used an inclusive approach to complete the CHNA to ensure that the CHNA was conducted in a way that best identifies north and west Baltimore's health needs and meets the IRS CHNA requirements for not-for-profit hospitals. Sinai Hospital's leadership recognized the importance of continuity with previous CHNAs and the corresponding Implementation Plans (IP). A report on the impact of actions taken under the 2018 Implementation Plan can be found on page 8.

Sinai Hospital utilized its Community Health and Wellness team to conduct the CHNA. As part of the CHNA methodology, Sinai Hospital collected and analyzed both primary and secondary data for seven Community Statistical Areas (CSAs) that comprise the majority of the hospital's service area. The following CSAs make up Sinai Hospital's CHNA Service Area - Cross-Country/Cheswolde, Dorchester/Ashburton, Glen-Falstaff, Howard Park/West Arlington, Mount Washington/Coldspring, Pimlico/Arlington/Hilltop, and Southern Park Heights.



**Key Findings from Secondary Data Analysis:** The 2020 US Census population estimate for the Sinai Hospital service area is 251,771. This represents a decline of approximately 2,100 residents since 2010. The demographics of the service area commonly reflect Baltimore City as a whole in regard to age (18 percent over 65 and 22 percent under 18), ethnicity (4.7 percent Hispanic/Latinx), race (63 percent Black, 31 percent White, 4 percent Asian), and gender (54/46 percent female/male). With respect to education, residents of the service area have attained higher education levels than the City's overall population (37 percent with bachelor's degree or greater versus 32 percent for Baltimore City).

Within the CHNA service area, the communities of Southern Park Heights and Pimlico – Arlington – Hilltop had health outcomes and socio-economic factors significantly less favorable than other service area communities and Baltimore City as a whole. In particular:

- Life expectancy across the service area ranged from 84.7 years in Cross-Country/Cheswolde to 67.1 years in Pimlico/Arlington/Hilltop and 68.7 years in Southern Park Heights. The city of Baltimore has a life expectancy of 72.7 years.
- The all-cause mortality rate per 10,000 people in the CSAs served by Sinai Hospital range from 44.9 in Cross-Country/Cheswolde to 128.2 for Pimlico – Arlington – Hilltop, nearly 29 percent higher than the Baltimore rate. Southern Park Heights has an all-cause mortality rate of 119.1 per 10,000 people.
- More than 50 percent of households in Southern Park Heights and 41 percent of households in Pimlico-Arlington-Hilltop have incomes less than \$25,000. The city-wide percentage is 28.4.

**Community and Stakeholder Involvement:** The CHNA team used a multi-pronged approach to solicit input from the Baltimore community regarding their health needs. Data collection methodologies included surveys, stakeholder interviews, and focus groups. Focus groups and interviews included community leaders, associations, as well as expressed demographic groups – those with disabilities, re-entry residents, and Spanish-speaking employees.

Participants highlighted the following themes as **top health concerns**:

- High Blood Pressure, Diabetes, and High Cholesterol
- Mental Health and Illness, Depression, Loneliness
- Drug and Alcohol Addiction, Substance Abuse

The leading **social and environmental barriers** referenced were:

- Unemployment, Poverty, as well as Crime and Trash
- Lack of Transportation

- Safety across the community
- Lack of open space, recreation, and a sense of community
- Language barriers

A web-based and hardcopy survey instrument was distributed in 2020 to collect information from Baltimore City residents regarding their health and social needs. A total of 3,170 surveys were completed in the fall of 2020 across Baltimore City. Six hundred sixty-three of the respondents (21%) were from the Sinai service area.

The most important problems that affect the health of the community are:

- Alcohol/Drug addiction – 60 percent of respondents
- Mental Health (Depression/Anxiety) – 44 percent
- Diabetes/High Blood Sugar – 33 percent
- Heart Disease/Blood Pressure – 31 percent

The most important social/environmental problems that affect the health of the community are:

- Lack of Job Opportunities – 32 percent of respondents
- Housing/Homelessness – 29 percent
- Neighborhood Safety/Violence – 27 percent
- Limited Access to Healthy Foods – 22 percent

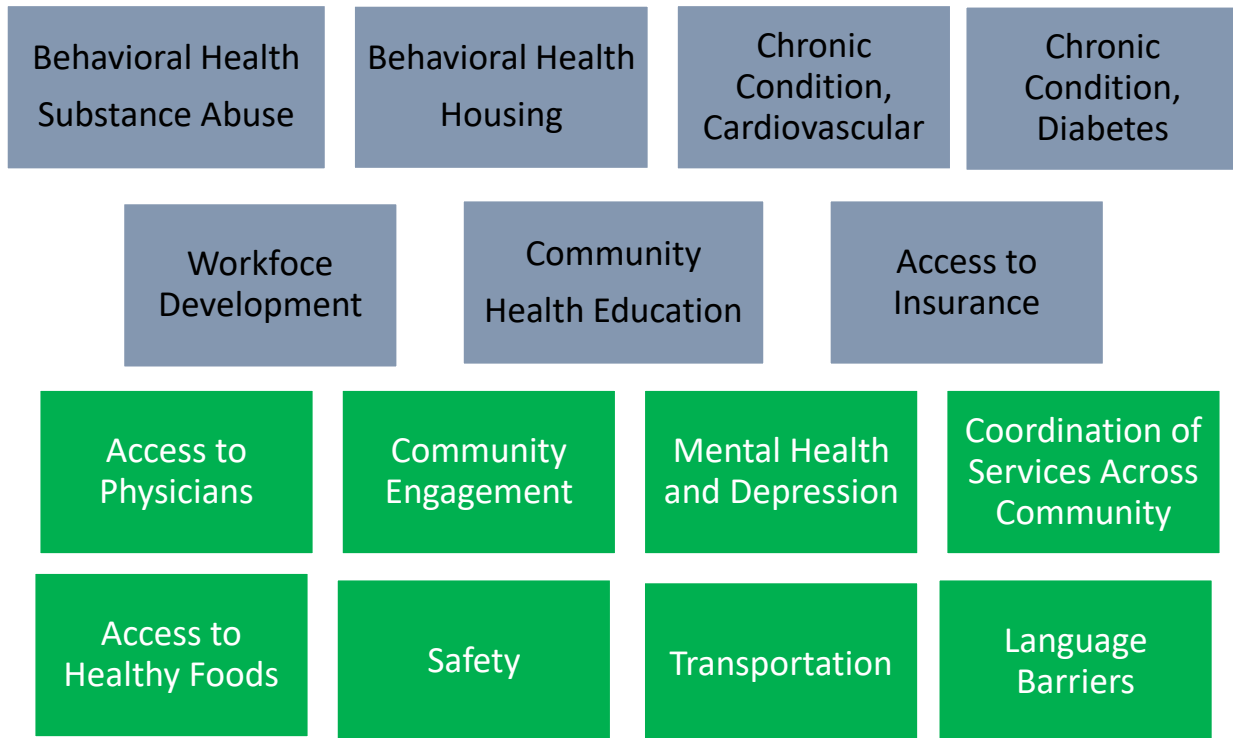
### **Sinai Hospital Identified Health Needs and Priorities**

In 2018, Sinai Hospital identified and prioritized the following health needs in the community:

- Behavioral Health/Substance Abuse
- Behavioral Health and Housing
- Chronic Disease, Diabetes
- Chronic Disease, Cardiovascular
- Workforce Development
- Community Health Education
- Access to Insurance

In 2021, the seven needs (above) remained as **Identified Needs** of the community, and eight additional needs (in green boxes below) were added.

## Identified Needs of Community Served



The Sinai Hospital CEO and CHNA leadership met with representatives of the Sinai Hospital Board, Leadership team, key community stakeholders, and the LifeBridge Health Community Mission Committee members on March 19, 2021 to review findings of the CHNA and to seek recommendations to prioritize the identified needs above. Following review of secondary and survey data, as well as findings of the interviews and conducted focus groups, the participants were asked to select those identified needs for which there was “**High Need**” (significance and prevalence) and “**High Feasibility**” (ability to impact).

The following Identified Needs were selected as **Priorities** for Sinai Hospital and will be included in the 2021 – 2024 Implementation Plan:

1. Heart Disease
2. Mental Health and Depression/Substance Abuse
3. Community Health and Wellness Education
4. Diabetes
5. Housing
6. Food Insecurity

## 7. Community Safety

In addition, the leadership of Sinai Hospital recognizes the significant need to address imbalances among racial and minority groups and those impacted by longstanding social determinants of health. An eighth priority, Health Disparities, is intended to expand community relationships and extend coordinated services more closely to socio-economically impacted neighborhoods.

Sinai Hospital leadership anticipates the 2021 – 2024 Implementation Plan will address these needs in conjunction with both LifeBridge Health resources and with well-established community partners and organizations.

Sinai Hospital will also support the work of City agencies and collaborative organizations to address and advocate for solutions to additional Identified Needs not prioritized in its Implementation Plan.

## 2021 Community Health Needs Assessment

A community health needs assessment (CHNA) provides the foundation for improving and promoting the health of a community. Through the assessment process, Sinai Hospital (“Sinai”) identifies and describes the health status of the community that it serves; any factors in the community that contribute to health challenges; and existing community assets and resources that can be mobilized to improve the health status of the community. The community health needs assessment, therefore, ensures that Sinai and partner resources are directed toward activities and interventions that address critical and timely community health needs. This Report documents the results of Sinai’s CHNA for fiscal year 2021. This Report will inform Sinai’s CHNA Implementation Strategy that will describe how Sinai Hospital plans to address prioritized health needs.

### Federal CHNA Requirement

The Patient Protection and Affordable Care Act [§ 9007, 26 U.S.C. 501(c) (2010)], (commonly referred to as “Obamacare”) requires non-profit hospitals to conduct a community health needs assessment (CHNA) and adopt an implementation strategy (i.e., community health improvement plan (CHIP)) every 3 years to be considered a non-profit by the Internal Revenue Service (IRS). A CHNA defines the community a hospital serves, surveys the health of their community, and listens to their community members’ opinions in order to decide what the greatest needs of their community are and what resources are available. An implementation strategy then describes how the hospital plans to address the greatest needs in their community.

A CHNA will only meet the requirements of the law if it:

- (i) Defines the community it serves.
- (ii) Assesses the health needs of that community.
- (iii) Reviews input from their community and local public health officials.
- (iv) Documents the CHNA in a written report (CHNA Report) that is adopted for the hospital by an authorized body of the hospital facility.
- (v) Makes the CHNA report widely available to the public.

## 1 Impact of Implementation Plan (2018 – 2020)

### 2018 SINAI IMPLEMENTATION STRATEGY

**Category:** Health Concerns; **Prioritized Need:** Behavioral Health

In response to the continued prioritized need of Behavioral Health, the Office of Community Health Improvement implemented the Screening and Brief Intervention and Referral to Treatment (SBIRT) protocol in Sinai Emergency Department. The protocol

is designed to work with patients who may have substance use disorder and provide some level of support and navigation for them before they leave the facility. Sinai Hospital partnered with Mosaic to train support workers who provide the interventions and Emergency Department staff who complete the screening and treat the patient before referral. Since November of 2019, of the 43,342 ED registrations, 35,304 screenings were completed and 4,560 of those patients screened were positive for substance use. SBIRT staff completed 1,262 brief interventions, 286 referrals to treatment were made and 137 of the referral appointments made were kept.

**Category:** Health Concerns **Prioritized Need:** Chronic Disease

In response to the prioritized need of chronic disease, the Office of Community Health Improvement implemented the Diabetes Wellness Series. This education series offered education on the treatment strategies and self-management of Diabetes for patients and family members. Also included in the curriculum is information on pre-diabetes, medication management, food, physical activity and healthy lifestyle choices. We partnered with various community organizations, American Diabetes Association, Maryland Department of Health, Baltimore City Health Department, Sinai Hospital's Diabetes Resource Center, and many others. Between July 2017 and March 2020, there were 38 in-person classes offered serving 167 people. 93% of attendees surveyed indicated that they would institute lifestyle changes and behavioral change based on the information heard and received during events.

**Category:** Health Concerns **Prioritized Need:** Chronic Disease

In response to the prioritized need of chronic disease, the Office of Community Health Improvement continued the Changing Hearts Program (through June 2019) to maintain and improve behavioral and biometric outcomes connected to heart disease. Various aspects of the program continued after June 2019 through March 2020. Components included but were not limited to providing on-going support to facilitate lifestyle change; improve quality of life, smoking status, healthy eating practices and physical activity. The program also held regular education sessions and shared materials to improve biometric elements such as blood pressure, fasting blood sugar, body mass index, and cholesterol levels. We partnered with many organizations throughout the communities including the American Heart Association, Baltimore City Health Department Cardiovascular Disparities Task Force, and the Park Heights Community Health Alliance. 69% of program participants presented with either pre-hypertension and either Stage One or Stage Two Hypertension as defined by the American Heart Association. Of those completing the program, 42% demonstrated an improvement in their blood pressure compared to the beginning measurement. 87% presented as overweight or obese and after completing the program 14% had an improvement in their BMI compared to the beginning measurement. 71% of participants presented as pre-diabetic

or diabetic according to their fasting blood glucose measurements. 21% demonstrated improvement in their fasting blood sugar upon completion of the program. 58% presented with cholesterol numbers that were above normal, with 18% of individuals demonstrating an improvement in cholesterol levels upon program completion. 93% of program participants reported making healthier lifestyle choices regarding diet, activity, communication with healthcare providers and smoking status (38% began smoking cessation programs). Upon conclusion of the Changing Hearts Program, in-person screening and risk assessment activities continued (June 2019-March 2020) serving 362 people during which time 96% committed to and/or reported making healthier lifestyle choices based on the results of their assessment and education provided.

**Category:** Access to Health Care **Prioritized Need:** Health Education/Knowledge of Available Resources

In response to the prioritized needs of health education and the knowledge of available resources the Office of Community Health Improvement increased staff to expand reach into surrounding communities. The addition of the Community Pastoral Outreach Coordinator (Nov. 2017) and additional Health Educators (July 2017-June 2019 and Jan. 2020-present) allowed for the increase in health events and expansion of topics. In addition to illness and prevention related topics, information was added on the connection between faith and health; and the inclusion of more information on community resources facilitated more access. Staff hours for workshops FY18-FY20 (health fairs and other in-person events through March 2020), increased by 37% compared to the previous CHNA cycle (FY15-FY17). The overall number of people receiving health education increased by 47% during the same time frame (including a 13% increase in the faith-based partners) compared to the previous cycle. Coalition building saw an exceptional increase (more than 100%) as our Community Pastoral Outreach Coordinator facilitated better, more collaborative relationships with our surrounding faith communities.

**Category:** Access to Health Care **Prioritized Need:** Medical Insurance

Access to health care impacts our overall physical, social, and mental health status and quality of life. Health insurance coverage helps patients enter the health care system. Uninsured or underinsured individuals are more likely to delay healthcare and to go without the necessary healthcare or medication they should have been prescribed. Training staff to assist patients with navigating and applying for Medicaid health insurance has been the focus of one Community Health Worker's work. In the past 2.5 years, approximately 700 patients have received assistance with new applications, renewal applications or referrals to other insurance services. During the second half of 2020, 60% of those in need of insurance have become insured. Those who have not

been eligible for Medicaid due to income requirements, citizen requirements or eligibility for other insurance have been referred to other resources.



## 2 Overview of Sinai Hospital and the LifeBridge Health System

Founded in 1866 as the Hebrew Hospital and Asylum, Sinai Hospital has evolved into a Jewish-sponsored health care organization providing care for all people. Today, Sinai Hospital is a 483-bed community teaching hospital that provides patient care in a variety of settings including inpatient, surgical, outpatient, trauma center (Level II designation), high risk Neonatal Unit, state-of-the-art Emergency Department, and responsive community outreach provided by M. Peter Moser Community Initiatives Department (Community Initiatives), an integral part of the Population Health Department. Sinai Hospital has 16 specialized clinical Centers of Excellence, including the Alvin & Lois Lapidus Cancer Institute, Sandra and Malcolm Berman Brain & Spine Institute, the Rubin Institute for Advanced Orthopedics, and the Krieger Eye Institute, and the Herman & Walter Samuelson Children's Hospital.

Sinai Hospital is the most comprehensive and largest community hospital in Maryland and is the state's third largest teaching hospital. Community teaching hospitals such as Sinai find one of their greatest strengths is their clinicians' commitment to direct patient care. The residents and medical students who train at Sinai have chosen a community-teaching setting over a classic academic medical center setting. Sinai provides medical education and training to 2,000 medical students, residents, fellows, nursing students, and other health professionals each year from the Johns Hopkins University, University of Maryland, and other teaching institutions in the Baltimore/ Washington/ Southern Pennsylvania region.

Sinai Hospital is a member of the LifeBridge Health system, which was formed in 1998 by the merger between Sinai Health System, Inc., that included Sinai and Levindale Hebrew Geriatric Center and Hospital, and Northwest Health System, Inc. A fourth hospital, Carroll County Health Services Corporation, joined the LifeBridge Health system in April 2015.

### 3 CHNA Approach and Methodology

Sinai used a work group (“team”) to complete the CHNA to ensure that the CHNA was conducted in a way that best identifies the health needs of its service area and meets the IRS CHNA requirements for not-for-profit hospitals.

The CHNA team, which had representation from the Population Health department partnered with health systems across Baltimore City in dissemination of a community survey as well as stakeholder interviews and focus groups. (The list of team members can be found in Appendix A).

As part of the CHNA methodology to identify community health needs, the team collected and analyzed both qualitative and quantitative data via community input and review of secondary data sources. Quantitative data was provided by the Baltimore City Health Department as well as Baltimore Neighborhood Indicators Alliance – Jacob Francis Institute (BNIA), and the Center for Disease Control.

The CHNA team used a multi-pronged approach to solicit input from the community across the service area regarding their health needs. Qualitative data collection methodologies included stakeholder interviews, focus groups, and a survey. In addition to soliciting public input via social media the CHNA team contacted community partners and association leaders, faith organizations as well as senior housing facilities in the service area.

All data collection efforts were significantly impaired by the COVID-19 virus. Health Department officials were focused on pandemic virus responses and unable to update the 2017 Baltimore Neighborhood Health Profile Reports. Availability of staff for interviews was limited. Outreach to potential participants was substantially constrained and limited to electronic venues and materials.

Methods were based on the intended target audience and information needs. The chart below shows the data collection method used to meet CHNA requirements.

#### CHNA Requirement and Data Collection Methodology

| CHNA Requirement   | Data Collection Methodology   |
|--|---|
| Secondary Data sources reflecting health and social conditions of the community served.  | <ul style="list-style-type: none"> <li>• Baltimore City Health Dept; Baltimore Neighborhood Indicators Alliance; CDC</li> </ul> |
| At least one state, local, tribal, or regional governmental public health department (or equivalent department or agency), or a State Office of Rural Health with knowledge, information, or expertise relevant to the health needs of that community;   | <ul style="list-style-type: none"> <li>• Collaborative stakeholder Interviews</li> </ul>  |
| Members of medically underserved, low-income, and minority populations in the community, or individuals or organizations serving or representing the interests of such populations;  | <ul style="list-style-type: none"> <li>• Stakeholder Interviews</li> <li>• Survey</li> <li>• Focus Groups</li> </ul>            |
| Input received from a broad range of persons located in or serving its community including but not limited to health care consumers and consumer advocates, nonprofit and community-based organizations, academic experts, local government officials, local school districts, health care providers, and community health centers, health insurance and managed care organizations, private businesses and labor and workforce representatives. | <ul style="list-style-type: none"> <li>• Survey</li> <li>• Focus Groups</li> </ul>  |

## 4 Description of the Community Served

Sinai Hospital is located in the northwest quadrant of Baltimore City, serving both its immediate neighbors and others throughout the Baltimore City and Baltimore County. The community served by Sinai Hospital can be defined by its Primary Service Area (PSA) and geographically represents the zip codes immediately surrounding Sinai Hospital. Listed in order from largest to smallest number of discharges for fiscal year 2020, Sinai Hospital’s CHNA service area includes the following zip codes: 21215, 21207, 21117, 21216, 21208, and 21209. (represented by the red and purple areas of the map, Appendix B).

More specifically, the CHNA service area is comprised of the following Community Statistical Areas (“CSAs”) – Cross-Country/Cheswolde, Dorchester/Ashburton, Glen-

Falstaff, Howard Park/West Arlington, Mount Washington/Coldspring, Pimlico/Arlington/Hilltop, and Southern Park Heights. These CSAs overlap with the zip codes from which the top 53% of 2020 total patient discharges originate.

The table below provides comparative Demographic information across the Sinai Hospital service area, the City of Baltimore, and those from the Sinai service area who participated in the 2020 survey.

### *Demographic Highlights*

| <b>Category</b>   | <b>Sinai Hospital Service Area</b>   | <b>Baltimore City, US Census Bureau 2019</b>                           | <b>2020 Survey Respondents from Service Area</b>               |
|-------------------|--|--|--|
| <b>Population</b> | 2010 Census: 253,870<br>2016 Census: 261,160<br>2020 Estimate: 251,771           | 2019: 593,490  | 663  |
| <b>Gender</b>     | Female: 54%<br>Male: 46%   | Female: 53%<br>Male: 47%   | Female: 66%<br>Male: 31%<br>Transgender: 1%                    |
| <b>Race</b>       | Black/African American: 63%<br>White: 31%<br>Asian: 4.1%<br>Multiple Races: 2.3% | Black/AA: 62.7%<br>White: 31.8%<br>Asian: 2.7%<br>Multiple Races: 2.2% | Black/AA: 78%<br>White: 14%<br>Asian: 1%<br>Multiple Races: 1% |
| <b>Ethnicity</b>  | Hispanic/Latinx: 4.7%  | Hispanic/Latinx: 5.7%  | Hispanic/Latinx: 4.5%  |
| <b>Age</b>        | Under 18: 22.3%<br>18 to 64: 59.7%<br>65 and Older: 18.0%                        | Under 18: 20.2%<br>18 to 64: 65.3%<br>65 and Older: 14.5%              | Under 18: N/A<br>18 to 64: 75%<br>65 and Older: 25%            |
| <b>Uninsured</b>  |  | 7.4%   | 11%  |
| <b>Education</b>  | Non-HS grad: 10.4%<br>High School grad: 52.6%<br>Bachelors+: 37.0%               | Non-HS grad: 14.8%<br>High School grad: 53.3%<br>Bachelors+: 31.9%     | Were not asked   |

Baltimore City is comprised of 593,490 people (US Census Bureau, July 2019 estimate), of which 251,771 (42.4%) live in the Sinai service area. The demographics of service area commonly reflect Baltimore City as a whole for age, ethnicity, race, and

gender. With respect to education, residents of the service area have attained higher education levels than the City's population collectively.

## 5 Qualitative Findings

### Survey

A web-based and hardcopy survey instrument was distributed in 2020 to collect information from Baltimore City residents regarding their health and social needs. The survey consisted of 14 questions (both open and closed ended) covering the following categories (number of questions):

- Demographics (5),
- Health problems (1),
- Social and Environmental problems (1),
- Mental Health (1),
- Access to Health Insurance and Barrier to Healthcare Access (2),
- Impact of COVID-19 (3), and
- Suggestions for Improving the Health of the Community (1).

A total of 3,170 surveys were completed in the fall of 2020 across Baltimore City. Six hundred sixty-three of the respondents (21%) were from the Sinai service area.

While females represented 63% of the respondents overall, in the Sinai service area they represented 66% of those who completed the survey. The proportion of respondents from within the Sinai service area under the age of 50 was 41% versus 47% for the whole survey participants. Seven percent of respondents were 75 years or older from the Sinai zip codes compared to 5.7% of all respondents.

A larger percentage of African-Americans (78% vs. 61% overall) in the Sinai service area took the survey and a slightly greater percentage (5% vs. 4%) considered themselves Hispanic. A slightly lower percentage (86% vs 90.6% overall) indicated they had health insurance.

While 43% of Sinai area respondents reported zero (0) days of the past 30 days in which their mental health was not good (compared to 28% of all who took the survey), as the subsequent question and response demonstrate, Mental Health is secondly only to Alcohol and Drug addiction as the most important health problem for the health of the community. Within the Sinai service area, Mental Health is a more significant concern for survey respondents than for survey respondents across the city.

| <b>What are the three most important health problems that affect the health of your community? Please check only three.</b> | <b>Number of Sinai area Respondents</b> | <b>Percent of total Sinai area Respondents</b> | <b>% of City-Wide Respondents</b> |
|---|---|--|-----------------------------------|
| Alcohol/Drug Addiction  | 396                                     | 60%  | 63%                               |
| Mental Health (Depression/Anxiety)  | 295                                     | 44%  | 36%                               |
| Diabetes/High Blood Sugar   | 221                                     | 33%  | 34%                               |
| Heart Disease/Blood Pressure  | 208                                     | 31%  | 34%                               |
| Smoking/Tobacco Use   | 152                                     | 23%  | 18%                               |
| Cancer  | 111                                     | 17%  | 18%                               |

Across the Sinai service area, and consistent with all respondents in the City survey, the three most important social / environmental problems affecting the health of the community are Lack of Job Opportunities, Housing and Homelessness, as well as Neighborhood Safety and Violence. Among respondents, Neighborhood Safety and Access to Healthy Foods are of more concern in the hospital's service area than the City as a whole.

| <b>What are the three most important social/environmental problems that affect the health of your community? Please check only three.</b> | <b>Number of Sinai area Respondents</b> | <b>Percent of total Sinai area Respondents</b> | <b>% of City-Wide Respondents</b> |
|---|---|--|-----------------------------------|
| Lack of Job Opportunities   | 215                                     | 32%  | 32%                               |
| Housing/Homelessness  | 189                                     | 29%  | 30%                               |
| Neighborhood Safety/Violence  | 177                                     | 27%  | 25%                               |
| Limited Access to Healthy Foods   | 143                                     | 22%  | 19%                               |
| Availability/Access to Doctor's Office  | 122                                     | 18%  | 19%                               |

The top three reasons residents in the community do not get health care are linked to the cost of health care, a lack of insurance, and/or a lack of transportation. The responses of those in the Sinai service area are similar, though to a lesser extent, to those across the whole City.

| <b>What are the three most important reasons people in your community do not get health care? Please check only three.</b> | <b>Number of Sinai area Respondents</b> | <b>Percent of total Sinai area Respondents</b> | <b>% of City-Wide Respondents</b> |
|--|---|--|-----------------------------------|
| Cost - Too Expensive/Can't Pay   | 409                                     | 62%  | 69%                               |
| No Insurance   | 346                                     | 52%  | 56%                               |
| Lack of Transportation   | 188                                     | 28%  | 27%                               |

The impact of COVID-19 on residents is reflected in a variety of significant needs. Food assistance, and financial assistance were identified as needs by more than one-third of respondents in the Sinai service area. Energy and rental assistance were listed by 18 percent of Sinai respondents. All four needs exceeded the percent of respondents city-wide who referenced these types of assistance.

| <b>As a result of COVID-19, have you needed any of the following? (Check all that apply)</b> | <b>Number of Sinai area Respondents</b> | <b>Percent of total Sinai area Respondents</b> | <b>% City-Wide Respondents</b> |
|--|---|--|--------------------------------|
| Food Assistance  | 280                                     | 44%  | 32%                            |
| Financial Assistance   | 233                                     | 37%  | 30%                            |
| None   | 231                                     | 36%  | 49%                            |
| Energy Assistance  | 117                                     | 18%  | 15%                            |
| Rental Assistance  | 114                                     | 18%  | 13%                            |
| WiFi/Internet Assistance   | 84                                      | 13%  | 10%                            |
| Housing/Shelter  | 70                                      | 11%  | 7%                             |
| Child Care   | 62                                      | 10%  | 7%                             |
| Translation/Interpretation Services  | 19                                      | 3%   | 2%                             |

When asked “What ideas or suggestions do you have to improve the health in your community?”, respondents from the Sinai Hospital service area spoken to the following themes:

- **Health** - Universal healthcare, affordable insurance, equity and access, mental health resources, and better quality of care;
- **Community** - More community investment and resources, outreach and rehabilitation across the community, cleanliness, and safety;
- **Economy** - Opportunities for people, less socio-economic discrimination; and
- **Nutrition** - Access to healthier foods, more affordable fresh foods.

### *Focus Groups and Stakeholder Interviews*

In addition, Sinai and its companion LifeBridge Health facilities conducted focus groups as well as conversations with key stakeholders within the primary service areas. Representatives included community leaders, associations, as well as expressed demographic groups – those with disabilities, re-entry residents, and Spanish-speaking employees. Four stakeholder interviews and four focus groups were conducted between August 2020 and November 2020. The stakeholders were selected because they had special knowledge of or expertise in public health or represented the broad interest of the community served by Sinai, including the interests of medically underserved, low-income and minority populations with chronic disease needs.

The conversations asked the following questions:

1. What are the top health concerns in your community?
  - a) Pre-COVID?
2. What are the top social/environmental barriers in your community?
3. What are the top reasons people in your community don't access healthcare?
4. As a result of COVID-19, what barriers have emerged or gotten worse in your community?
5. What ideas or suggestions do you have to improve the health and or healthcare system in your community?

Participants highlighted the following themes as **top health concerns**:

- High Blood Pressure, Diabetes, and High Cholesterol
- Mental Health and Illness, Depression, Loneliness
- Drug and Alcohol Addiction, Substance Abuse
- Additional concerns included Nutrition, Wellness, Cancer, HIV/AIDS, and stroke.



The leading **social and environmental barriers** referenced were:

- Unemployment, Poverty, as well as Crime and Trash
- Lack of Transportation
- Safety across the community
- Lack of open space, recreation, and a sense of community
- Language barriers

The top reasons for not accessing healthcare services included:

- Lack of Insurance, and underlying lack of funds
- A distrust in the healthcare system and corresponding misinformation and perceived discrimination
- Delays in receiving care, more timely care needed
- Lack of education
- Lack of transportation and distance from doctors

Increased barriers as a result of COVID-19 include:

- Food insecurity and access to grocery stores
- General fearfulness, safety, depression, loneliness and mental health
- Housing security
- Domestic violence
- Transportation and resources for Spanish speaking populations

Suggestions made to improve health or healthcare systems were:

- More engagement with the community; expand beyond social media
- Establishment of care coaches/coordinators to help patients navigate health care and services needed
- Services for new families, parenting classes
- Language resources
- Attention to senior wellness, prostate screenings.

A complete summary of the individual interviews and focus groups conducted can be found in Appendix C.

## 6 Secondary Data Analysis

### Health Outcomes

As in 2018, the following CSAs were selected by **Sinai Hospital** to be included in this CHNA quantitative profile: Cross-Country/Cheswolde, Dorchester/Ashburton, Glen-Falstaff, Howard Park/West Arlington, Mt. Washington/Coldspring, Pimlico/Arlington/Hilltop, Southern Park Heights.

**Life Expectancy:** For 2018, the most recently reported data indicates that the overall life expectancy at birth in Baltimore City was 72.7 years. In the Sinai service area, the Pimlico/Arlington/Hilltop and Southern Heights CSAs have life expectancies below the City-wide life expectancy. The remaining CSAs all exceed City-wide life expectancy.

#### Life expectancy at birth by Sinai CSAs, and Baltimore City

| Community Statistical Area (CSA) | Life expectancy at birth, in years |
|----------------------------------|------------------------------------|
| Cross-Country/Cheswolde          | 84.7                               |
| Dorchester/Ashburton             | 72.0                               |
| Glen-Falstaff                    | 76.7                               |
| Howard Park/West Arlington       | 74.7                               |
| Mt. Washington/Coldspring        | 79.9                               |
| Pimlico/Arlington/Hilltop        | 67.1                               |
| Southern Park Heights            | 68.9                               |
| <b>Baltimore City</b>            | <b>72.7</b>                        |

Source - Baltimore Neighborhood Indicators Alliance – Jacob France Institute

In the 2018 CHNA, several important data indicators were provided by the Baltimore City Health Department through their 2017 Neighborhood Health Profile Reports. The City Health Department has not issued new Reports since 2017. These important health and social indicators are included in this CHNA for their continued significance in reflecting the health status of the Sinai Hospital service area.

**Mortality Rate:** The all-cause age-adjusted mortality rate in Baltimore City is 99.5 per 10,000 residents. The CSAs served by Sinai Hospital range from 44.9 in Cross-Country Cheswolde to 128.2 for Pimlico/Arlington/Hilltop. The top causes of death in Baltimore City are due to heart disease, cancer, stroke, and drug-and/or alcohol-related. (Maps for All-Causes Mortality and Drug/Alcohol Mortality can be found in Appendix D and E.)

The number of homicides that occurred per 10,000 residents (all ages) per year in Baltimore City is 3.9. Homicide mortality rate is also a large health disparity in the Sinai service area with age-adjusted mortality rates as high as 9.3 (Pimlico/Arlington/Hilltop).

**All-cause mortality, Homicide, and Drug/Alcohol Rate by CSAs in Sinai Service Area, and Baltimore City**

| Community Statistical Area (CSA) | All Causes Mortality Rate | Homicide Mortality Rate | Drug/Alcohol Mortality Rate |
|----------------------------------|---------------------------|-------------------------|-----------------------------|
| Cross-Country/Cheswolde          | 44.9                      | 0.3                     | 1.4                         |
| Dorchester/Ashburton             | 101.7                     | 5.6                     | 3.7                         |
| Glen-Falstaff                    | 70.2                      | 2.7                     | 2.4                         |
| Howard Park/West Arlington       | 89.9                      | 1.9                     | 4.1                         |
| Mt. Washington/Coldspring        | 65.8                      | 0.6                     | 3.5                         |
| Pimlico/Arlington/Hilltop        | 128.2                     | 9.3                     | 5.6                         |
| Southern Park Heights            | 119.1                     | 5.6                     | 7.0                         |
| <b>Baltimore City</b>            | <b>99.5</b>               | <b>3.9</b>              | <b>4.4</b>                  |

\*Data from BCHD Neighborhood Health Profile Reports 2017.

**Heart Disease, Cancer, HIV/AIDS:** Deaths (per 10,000 lives) due to Heart Disease for three of the CSAs in Sinai’s service area exceed the City-wide rate of 24.4. HIV/AIDS in Pimlico/Arlington/Hilltop (3.5) is almost twice the percentage in Baltimore City (1.8).

**Percentage of Deaths due to Heart Disease, Cancer, and HIV/AIDS by CSAs, Sinai Service Area and Baltimore City**

| Community Statistical Area (CSA) | Deaths due to Heart Disease | Deaths due to Cancer | Deaths due to HIV/AIDS |
|----------------------------------|-----------------------------|----------------------|------------------------|
| Cross-Country/Cheswolde          | 11.5                        | 11.5                 | 0.4                    |
| Dorchester/Ashburton             | 22.8                        | 19.9                 | 2.6                    |
| Glen-Falstaff                    | 19.6                        | 13.7                 | 0.6                    |
| Howard Park/West Arlington       | 29.0                        | 23.4                 | 1.3                    |
| Mt. Washington/Coldspring        | 24.0                        | 17.1                 | 0.0                    |
| Pimlico/Arlington/Hilltop        | 34.3                        | 27.2                 | 3.5                    |
| Southern Park Heights            | 29.4                        | 29.1                 | 2.2                    |
| <b>Baltimore City</b>            | <b>24.4</b>                 | <b>21.2</b>          | <b>1.8</b>             |

\*Data from BCHD Neighborhood Health Profile Reports 2017.

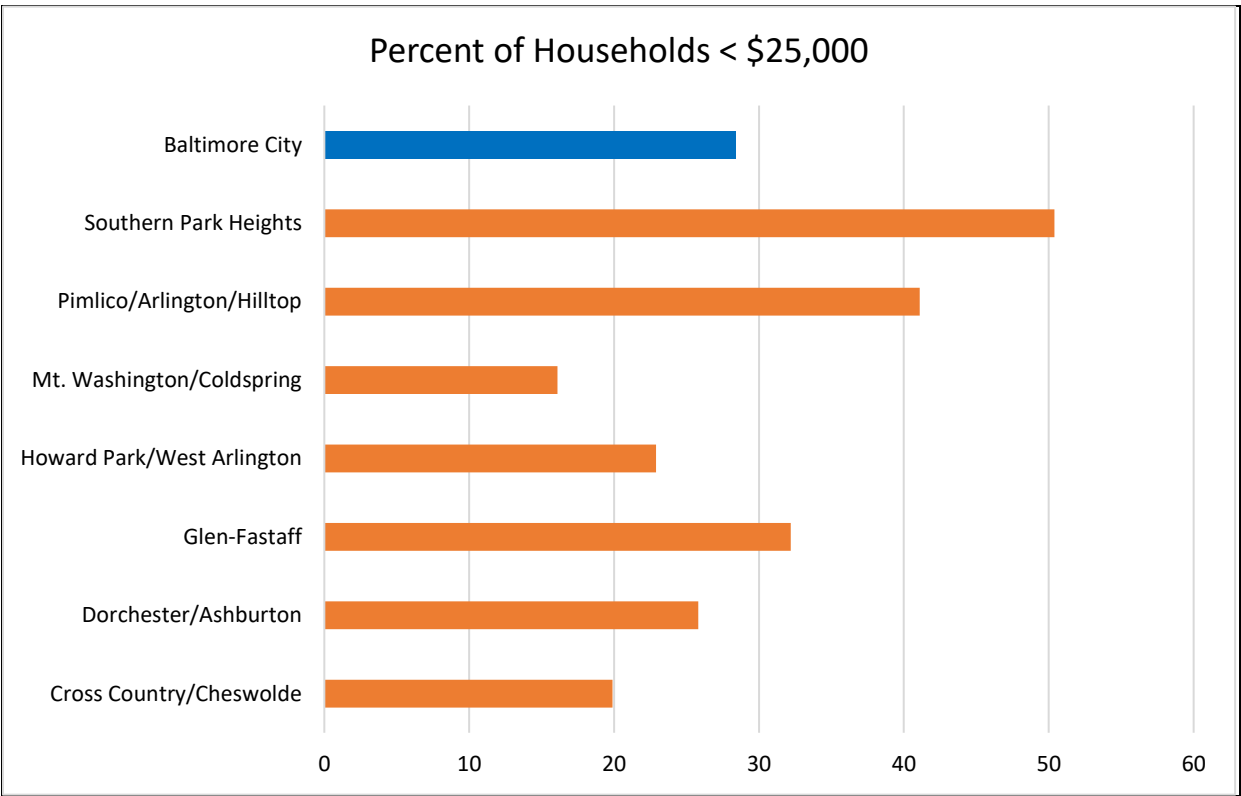
**Other Health Issues:** For Infant Mortality and Teen Birth (15-19 years old) rates, the 2017 BCHD Neighborhood Health Profile Reports relies on 2011-2014 data. At that time, the Baltimore City infant mortality rate per 10,000 residents was 10.4 and the teen birth rate per 1,000 teens was 42.3. The corresponding Maryland state-wide rates for 2018 (per CDC) were 6.8 infant mortality and 14.1 teen births.

For the Sinai Hospital service area, four of the CSAs have infant mortality rates below both the City of Baltimore as well as Maryland state rates. Pimlico/Arlington/Hilltop and Southern Park Heights, however, had infant mortality rates of 20.0 and 15.5 respectively. Both these neighborhoods with teen birth rates of 55.4 for Pimlico/Arlington/Hilltop and 57.0 for Southern Park Heights also significantly exceeded the Baltimore City and state of Maryland teen birth rates.

**Social and Economic Factors**

**Percent of Households Earning Less Than \$25,000:** This indicator reflects potential for economic stress and capacity for achieving and maintaining good health. In Southern Park Heights more than 50% of households earning less than \$25,000 suggesting limited economic security across the community. Three of the Sinai CSA have a greater proportion of their population earning less than \$25,000 than the City as a whole.

Percentage of Households earning less than \$25,000 in Sinai CSAs, and Baltimore City

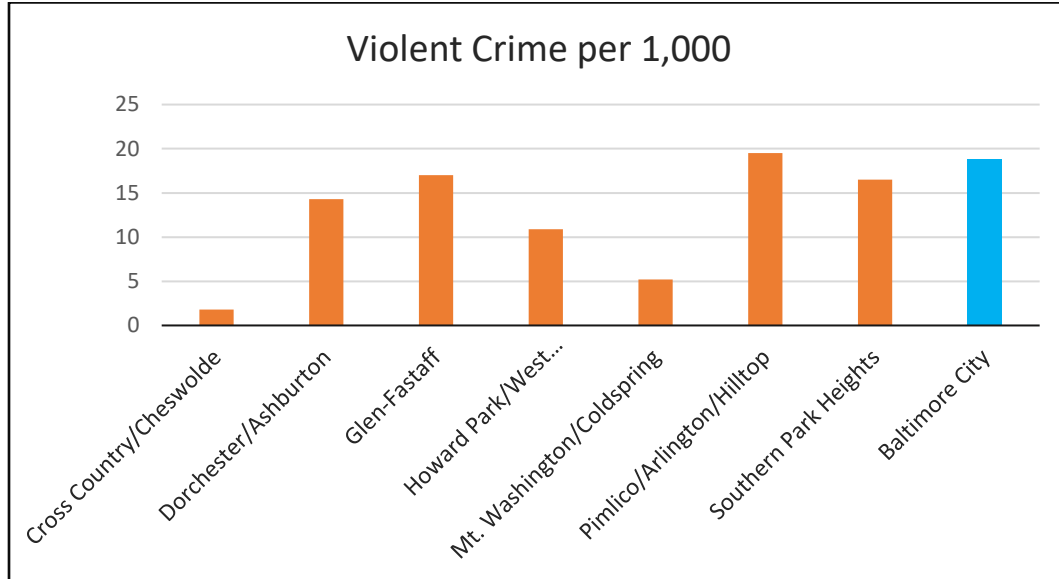


Source - Baltimore Neighborhood Indicators Alliance – Jacob France Institute

**Violent Crimes:** Violent crimes involve homicide, rape, aggravated assault, and robbery reported to the police department. The violent crime rate varies across the Sinai service area from 1.8 crimes per 1,000 residents in Cross-Country/Cheswolde

CSA to 19.5 crimes per 1,000 residents in Pimlico/Arlington/Hilltop CSA. The Baltimore City rate is 18.8 crimes per 1,000 residents.

Violent Crimes per 1,000 residents by CSAs in Sinai service area, and Baltimore City



Source - Baltimore Neighborhood Indicators Alliance – Jacob France Institute

## Hardship Index

**Hardship Index:** The Hardship Index is a measure of combined socioeconomic factors that include income, education, unemployment, poverty, crowded housing, and dependency (persons aged less than 18 years and 65+ years). As a multi-factor measurement, the Hardship Index more substantially reflects the wider context and varied dimensions of a community's overall health.

The Index has a range from 0 to 100, where a higher score reflects greater hardship across the community. In Baltimore City, the Hardship Index is 51. The CSAs in the Sinai Service Area have a Hardship Index ranging from 23 to 73. Southern Park Heights has the highest (worst) score of 73. Five of the CSAs have Hardship Index scores that exceed the City-wide Index score.

### Hardship Index by CSAs in the Sinai service area, and Baltimore City

| Community Statistical Area (CSA) | Hardship Index |
|----------------------------------|----------------|
| Cross-Country/Cheswolde          | 37             |
| Dorchester/Ashburton             | 61             |
| Glen-Falstaff                    | 63             |
| Howard Park/West Arlington       | 55             |
| Mt. Washington/Coldspring        | 23             |
| Pimlico/Arlington/Hilltop        | 61             |
| Southern Park Heights            | 73             |
| <b>Baltimore City</b>            | <b>51</b>      |

\*Data from BCHD Neighborhood Health Profile Reports 2017.

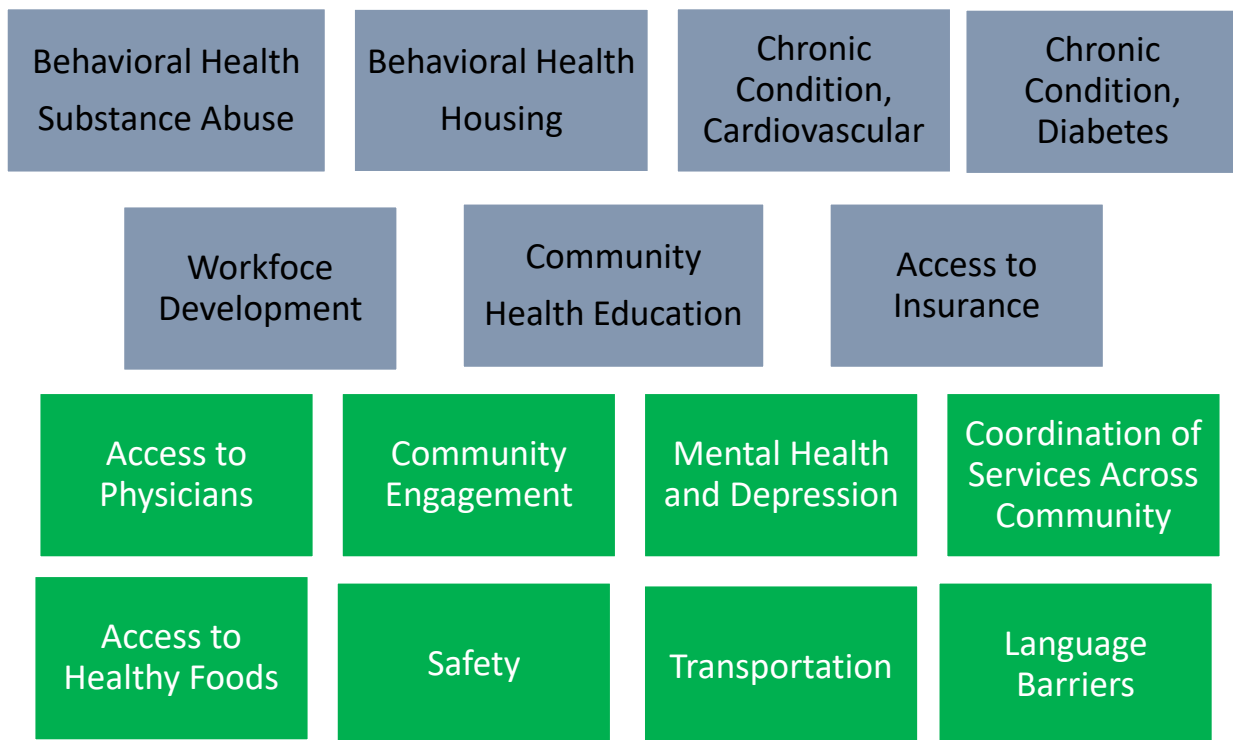
## 7 Sinai Hospital Identified Health Needs and Priorities

In 2018, Sinai Hospital identified and prioritized the following health needs in the community:

- Behavioral Health/Substance Abuse
- Behavioral Health and Housing
- Chronic Disease, Diabetes
- Chronic Disease, Cardiovascular
- Workforce Development
- Community Health Education
- Access to Insurance

In 2021, the seven needs (above) remained as **Identified Needs** of the community, and eight additional needs (in green boxes below) were added. See Figure below.

### Identified Needs of Community Served





## 7.1 Prioritization Process and Criteria Used to Prioritize Needs

The Sinai Hospital CEO and CHNA leadership met with representatives of the Sinai Hospital Board, Leadership, key community stakeholders and members of the LifeBridge Health Community Mission Committee on March 19, 2021 to review findings of the CHNA and to seek recommendations to prioritize the identified needs above. Following review of secondary and survey data, as well as findings of the stakeholder interviews and conducted focus groups, the participants were asked to select those identified needs for which there was “**High Need**” (significance and prevalence) and “**High Feasibility**” (ability to impact).

For the above **Criteria** participants indicated on a scale of 1 to 6, where 1 indicated little Significance/Prevalence or Ability to Impact and 6 indicated a high Significance/Prevalence or Ability to Impact, those Needs which should be strongly considered for Prioritization. These two polling questions reflected the following underlying considerations:

- Supported by Community Service Area data;
- Consistent with Public Health and health expert input of Baltimore City;
- In support of benefitting a significant population of the community;
- In consideration of 2020 community survey results;
- In support of continuity and progress made by the 2018 Implementation Plan;
- Consistent with the capacities and resources of the hospital.

## 7.2 Priorities for 2021 - 2024

The following **Identified Needs were selected as Priorities** for Sinai Hospital and will be included in the 2021 – 2024 Implementation Plan:

1. Heart Disease
2. Mental Health and Depression/Substance Abuse
3. Community Health and Wellness Education
4. Diabetes
5. Health Disparities
6. Housing
7. Food Insecurity
8. Community Safety

## 8 Needs not addressed by Implementation Plan

The following needs were identified either as priorities by populations or conversations, but ultimately were not chosen priorities for implementation as the hospital does not have sufficient resources or other organizations are more capable of meeting the need.

**Lack of transportation:** Lack of transportation arose in the surveys as an important reason for why people do not get health care. Through the Care Management Department and other programs that work with people in the community, transportation funding is provided for many patients who need help in getting to their doctors' appointments. Since patients and clients are served well by these resources, this concern was not prioritized for further investment.

**Access to Insurance:** Sinai Hospital provides sign-up assistance to patients without insurance when they present at the hospital. A staffer person oversees this function.

**Workforce Development:** Sinai Hospital refers residents and patients without employment to partner organizations, particularly Bon Secours CommunityWorks in south and west Baltimore, to address this pressing social need. Sinai Hospital also supports various agencies in addressing underlying factors, e.g. financial literacy and education to mitigate conditions of poverty.

**Access to Physicians:** A system-wide effort has been developed since the 2018 CHNA to address needs of various patients. Specialists are readily identified and referrals are appropriately made. Departments and team members continue in efforts to reduce appointment wait times for health care services lacking community capacity such as mental health therapy.

**Coordination across services:** Since the last CHNA Sinai Hospital departments, including social services and care management, have worked more closely both internally as well as with community resources to enable patients to access necessary and valuable resources in as timely a manner as possible. Inclusion of social resources in coordination is intended to reduce reoccurrence of acute health episodes that require hospitalizations.

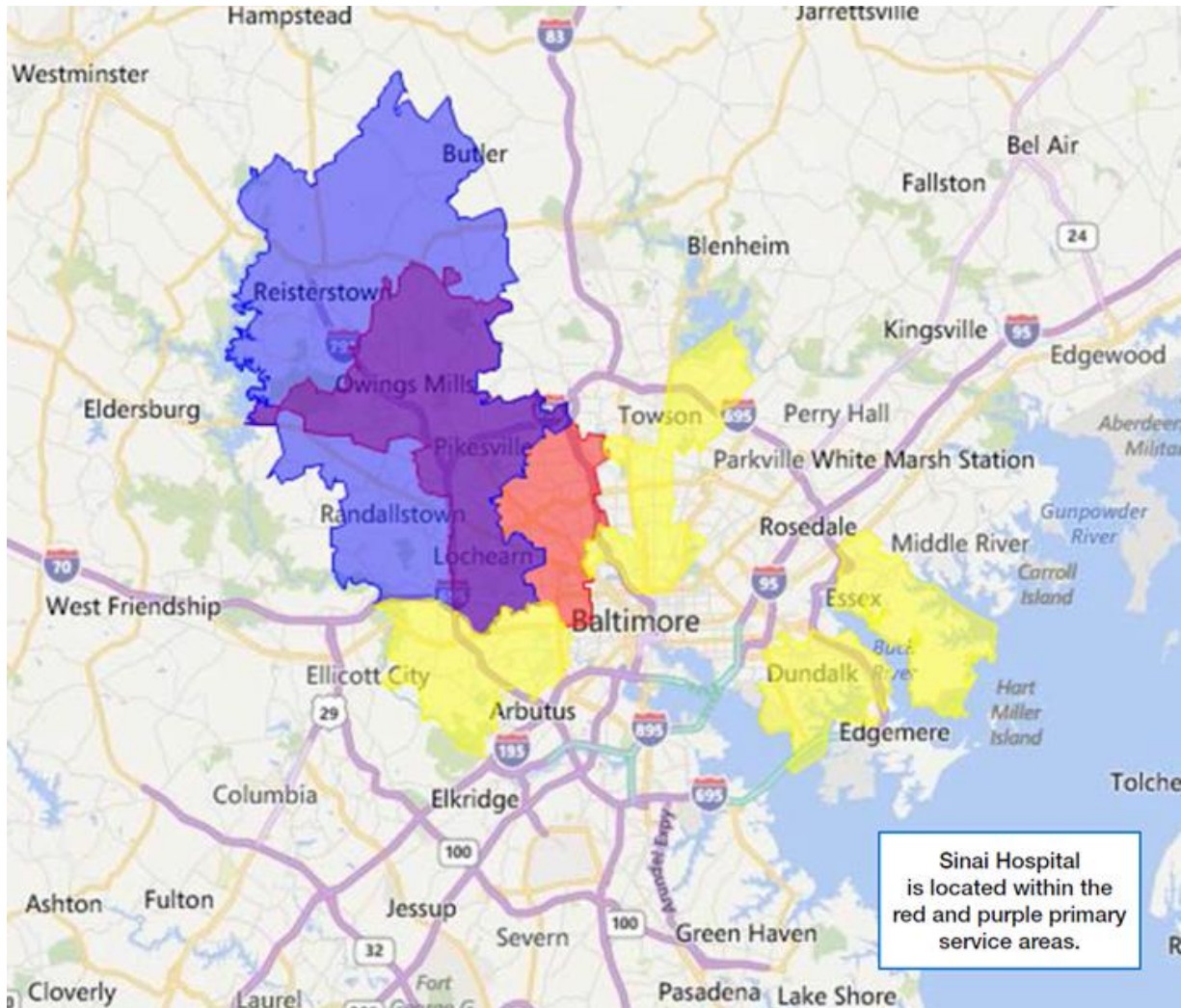
**Language barriers:** Sinai Hospital has interpretive services available and signs in multiple languages are posted in ER as well as in hard copy forms in the welcome packet patients receive. Forms are available in Spanish as well as other languages, e.g. Russian. Consent forms are translated into several languages as well.

# Appendices

## Appendix A – CHNA Team

- Dorothy Fox
- Regina Merritt
- Michelle Berkley-Brown
- Rhonda Williams
- Karen Jarrell
- Dan Meltzer
- Kurt Sommer
- Terrie Dashiell
- David Baker
- Sharon McClernan
- Dr. Susan Mani

## Appendix B – Map of Sinai Hospital Service Area



## Appendix C –

### Report on Focus Groups and Stakeholder Interviews

Questions asked:

2. What are the top health concerns in your community?
  - b) Pre-COVID?
4. What are the top social/environmental barriers in your community?
5. What are the top reasons people in your community don't access healthcare?
5. As a result of COVID-19, what barriers have emerged or gotten worse in your community?
6. What ideas or suggestions do you have to improve the health and or healthcare system in your community?

**8/11/2020 Focus Group: Baltimore City Parks and Recreation-Older Adults (8 participants – frequent Sinai, Levindale, Grace, and Northwest hospitals)  
Participants came from both Baltimore City and Baltimore County.**

Top health concerns: High Blood pressure, diabetes, mental illness, high cholesterol, drug addiction, depression, loneliness

Top social/environmental: Depression, loneliness, unemployment, crime, poverty,

Why people don't access healthcare: Transportation, lack of education, doctors are too far, lack of money to pay for care.

COVID Barriers/Concerns: Food insecurity and lack of transportation were heavily discussed. They haven't been able to do as much or get the necessary supplies. Increased loneliness.

Suggestions: Hospitals should provide transportation to appointments and getting their medications.

**8/26/2020 Stakeholder: Aaron Plymouth-Stevenswood Community Association (Northwest)**

Top health concerns: Obesity, Wellness, Mental, Hypertension, Strokes, Renal failure.

Top social/environmental: Transportation, Food/Nutrition/access to grocery stores, risks of falling (lack of handrails, ramps, etc.)

Why people don't access healthcare: Insurance, fear of bad news, COVID fears (masks, handwashing, etc.), crossing busy streets and handicap ramps for sidewalks to walk to the hospital.

COVID Barriers/Concerns: COVID fears (masks, handwashing, etc.)

Suggestions: Better emphasis on wellness for seniors, prostate screenings/education/etc.

**8/27/2029 Stakeholder: Gail Edmonds-Member of Central Baptist Church and former Resident of the same neighborhood (Grace)**

Top health concerns: Diabetes, high blood pressure, drug addiction, alcoholism.

Top social/environmental: Poverty, unemployment, access to healthcare, education, early childhood programming and childcare.

Why people don't access healthcare: Lack of trust in the healthcare system.

COVID Barriers/Concerns: Increased unemployment; housing, education, and employment systemic barriers that have continued and were exacerbated; the increase of crime.

Suggestions: Providing stable service to families from birth to they leave (nutrition, advice, etc.) this includes wraparound services that includes assistance to single parents, parenting classes, etc.

**9/21/2020 Focus Group-League of People with Disabilities (13 participants; Citywide) Participants also came from all over the city as well as a few county residents.**

Top health concerns: COVID, high blood pressure, diabetes.

Top social/environmental: Accessibility, violence, device repairs that take a long time, transportation, MTA Mobility (late or treated badly).

Why people don't access healthcare: Transportation, length of time to get equipment from insurance/doctors, referral issues, lack of financial means for things outside of insurance, complicated systems.

COVID Barriers/Concerns: Transportation (underlying issues and being removed from spaces due to fear), depression and anxiety have increased, loneliness and decrease in social access.

Suggestions: Hospitals streamlining insurance/equipment suppliers/referrals; having a program that would cover the cost that insurance does not cover.

**9/3/2020 Stakeholder: Pastor Terrye Moore-Senior Pastor of New Solid Rock Fellowship Church and Executive Director North West Faith Based Partnership (Sinai Hospital)**

Top health concerns: Mental health, high blood pressure, diabetes, HIV/AIDS, substance abuse.

Top social/environmental: Trash; lack of community; not enough clean, open space, safe; crime/violence.

Why people don't access healthcare: Lack of insurance, fear of being underserved without insurance, distrust of the medical community, negative outlook on life (won't live very long).

COVID Barriers/Concerns: Isolation, depression, domestic violence, mental health challenges.

Suggestions: Streamline healthcare so all treatment was equitable and accessible.

**9/10/2020 Stakeholder: Tony Bayesmore-Rolling Oaks Community Association (Baltimore County/Northwest)**

Top health concerns: COVID, obesity, high blood pressure, diabetes, cancer, and heart issues.

Top social/environmental: Lack of community centers, safe spaces, and green spaces.

Why people don't access healthcare: Culture and history (distrust of medical professionals); lack of personal relationships with health professionals, access to healthcare/insurance.

COVID Barriers/Concerns: Heightened vulnerability/sense of safety to go outside and go to the doctor now.



Suggestions: Make a concerted effort to be a part of the community where the hospital sits.

**9/18/2020 Focus Group: Re-Entry Bon Secours Community Works (3 participants, Grace) located in West Baltimore and all participants come from West and Southwest Baltimore**

Top health concerns: COVID, diabetes, alcoholism, substance abuse, obesity, lack of good nutrition.

Top social/environmental: Unemployment, domestic violence, child abuse, lack of resources, lack of insurance, gun violence, lack of recreation facilities.

Why people don't access healthcare: Health insurance, racism, access to doctors, money, substance abuse, misinformation.

COVID Barriers/Concerns: Unemployment, hunger, further distrust of healthcare/law enforcement, depression, anxiety.

Suggestions: Create a friendly open environment, treat people with dignity, be more relatable.

**11/20/2020 Focus Group-Spanish-Speaking, LifeBridge Health Hispanic Latino Employee Network (3 participants)**

Top health concerns: COVID, mental health, access to preventative medicine.

Top social/environmental: Language barriers, lack of trust to share information, adequate housing and family support, safety, food access, lack of resources for Spanish speaking people.

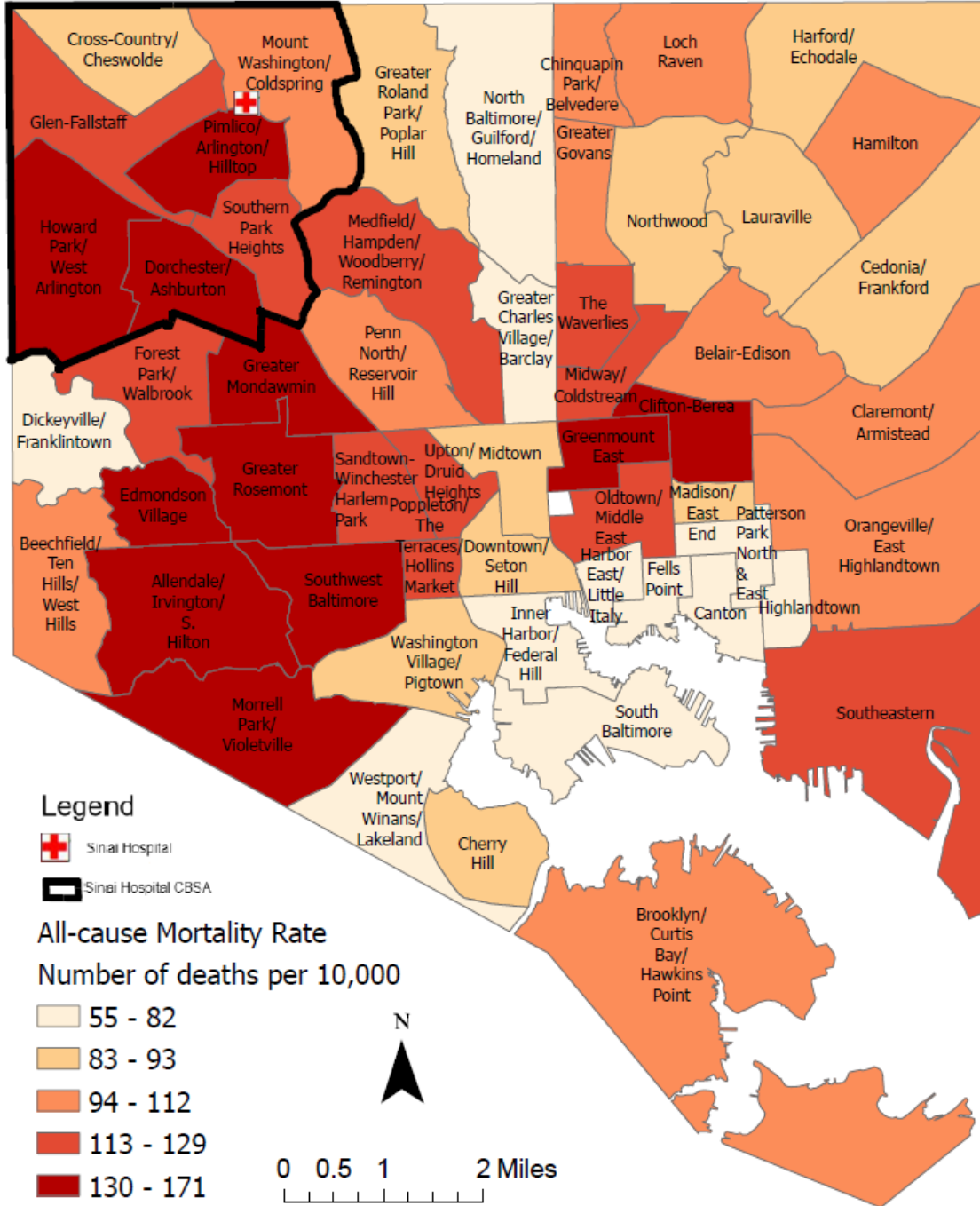
Why people don't access healthcare: Religious beliefs, lack of interpreters, insurance, lack of financial resources, lack of connection, lack of education of rights, transportation.

COVID Barriers/Concerns: Lack of urgent care access, lack of access to technology, lack of access to childcare, increase of disconnect and fear of separation.

Suggestions: Increase of a diverse workforce; central location/directory for resources in patient language; utilize employee skills to their full potential.

# Appendix D – All Cause Mortality Map

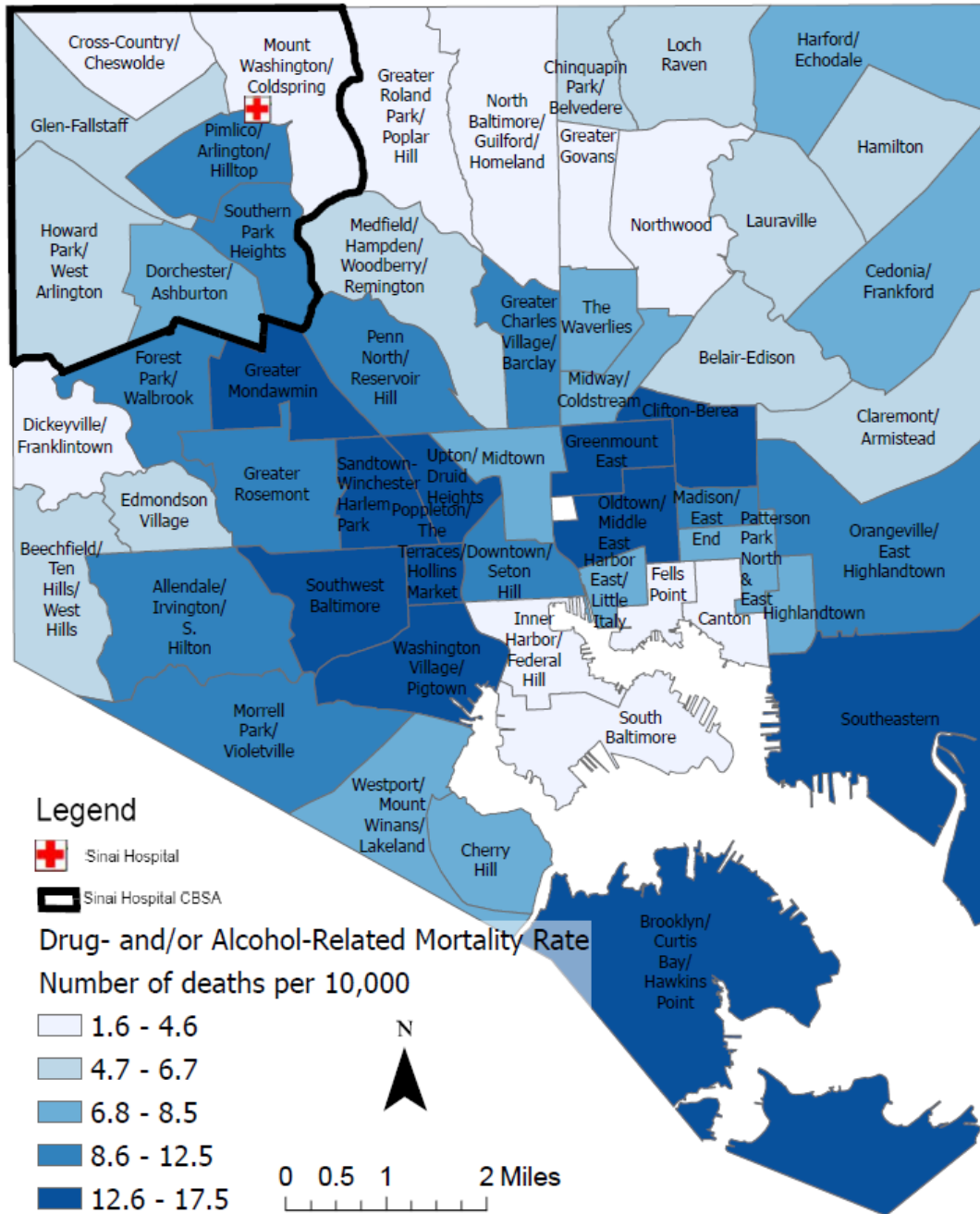
## All-Cause Mortality Rate per 10,000 by Community Statistical Area (CSA), Baltimore City



Data source: Baltimore City Health Dept. analysis of data provided by the Maryland Dept. Health. Data categorized by quintile. February 2, 2021.

# Appendix E – Drug/Alcohol Mortality Map

Drug- and/or Alcohol-Related Mortality Rate per 10,000 by Community Statistical Area (CSA), Baltimore City



Data source: Baltimore City Health Dept. analysis of data provided by the Maryland Dept. Health. Data categorized by quintile. February 2, 2021.

# Implementation Plans for Sinai Hospital Prioritized Needs 2021-2024

The following Identified Needs were selected as **Priorities** for Sinai Hospital of Baltimore and will be included in the 2021 – 2024 Implementation Plan:

1. Chronic Heart Disease
2. Mental Health, Depression, and Substance Use Disorder
3. Community Health and Wellness Education
4. Diabetes
5. Housing
6. Food Insecurity
7. Community Safety
8. Health Disparities

Specific implementation plans for each of these areas are described in the following pages.

In addition, Sinai Hospital will also work to address the following needs identified by the community:

- Workforce Development
- Transportation
- Improved Access to Care and Health Insurance
- Community Engagement and Coordination of Services

# CHRONIC HEART DISEASE - IMPLEMENTATION PLAN

July 2021

## *Aims and Drivers Diagram*

| Improvement Drivers   | Tactics   | Metrics to Assess Progress  |
|---|---|---|
| <p><b>Provider adherence to latest cardiac disease management guidelines.</b></p> | <ul style="list-style-type: none"> <li>• CIN Heart Failure Pathway implementation (e.g., consistent use of HF order set in hospital).</li> <li>• Cardiologists update LBH primary and specialty care providers on best practice management for Ischemic Heart Disease, Heart Failure (i.e., via series of CME webinars).</li> <li>• Define, measure, and improve use of Guideline-Directed Medical Therapy for pts with Ischemic Heart Disease, Heart Failure.</li> <li>• Define expectations, criteria, and process to assess for and refer eligible patients to Palliative/Supportive Care.</li> <li>• Implement comprehensive training (clinical, medication reconciliation, use of SDOH tools, etc.) at various intervals to keep all care providers up to date on optimal approaches for care of this population.</li> <li>• Develop reporting to track progress on performance measures.</li> </ul> | <ul style="list-style-type: none"> <li>- Usage of HF order set.</li> <li>- Cardiologist-led webinars for Primary Care Providers completed; number of participants.</li> <li>- % patients on ACE/ARB, Beta Blocker, Statin</li> <li>- # of palliative/ supportive care consultations.</li> </ul>   |
| <p><b>Reliable transition planning and communication at discharge.</b></p>        | <ul style="list-style-type: none"> <li>• Follow-up appt with PCP set, prior to hospital discharge, for within 7 days post-discharge.</li> <li>• Med Rec completed, Rx filled prior to discharge. Med Rec includes assessment of meds patient already has at home.</li> <li>• Communicate discharge summary with primary care provider within 2 days of discharge.</li> <li>• Follow-up call to patient within 2 days of discharge (preferably by RN).</li> </ul>  | <ul style="list-style-type: none"> <li>- % of follow-up phone calls to patients completed within 2 days of discharge.</li> <li>- % of discharges with clinic visits within 7 days.</li> <li>- Number of medication issues identified post-discharge.</li> <li>- Track and document standard categories of social issues identified, i.e., financial, health literacy/ numeracy issues.</li> </ul> |
| <p><b>Regular access to primary care and cardiologists.</b></p>                   | <ul style="list-style-type: none"> <li>• Utilize mobile clinics and/or community partnerships to improve health care access for cardiovascular patients in communities.</li> <li>• Outreach to established patients who haven't been seen in primary care in last year.</li> <li>• Monitor/improve screening for heart disease in primary care.</li> <li>• Explore expansion of home/remote monitoring (e.g., BP cuff, scales)</li> <li>• Regularly screen to identify and address depression.</li> <li>• Increase annual visits with cardiac specialists.</li> </ul>   | <ul style="list-style-type: none"> <li>- % of Ischemic Heart Disease, Heart Failure pts with 1+ primary care/ cardiologist visits per year.</li> <li>- % of CVD, HF pts screened for depression and action taken if depressed.</li> </ul>   |
| <p><b>Identify, address social barriers to better health management.</b></p>      | <ul style="list-style-type: none"> <li>• Regularly screen this population to identify Social Determinants of Health (SDOH).</li> <li>• Refer patients with social needs to support programs.</li> </ul>   | <p>% of SDOH pts with completed referrals to social support programs.</p>   |

## CHRONIC HEART DISEASE - IMPLEMENTATION PLAN

July 2021

| Improvement Drivers  | Tactics   | Metrics to Assess Progress   |
|--|---|--|
|  | <ul style="list-style-type: none"> <li>• Assess for, then create and implement strategies for patient health literacy/numeracy issues.</li> <li>• Caretaker – Ask patient if they have someone who helps them manage; invite that person to encounters.</li> <li>• Review and teach clinicians/community health workers best practices on how to conduct SDOH assessments and enhance patient self-reporting.</li> </ul>  | <p>- Create strategies to target/track specific patients for more individualized/focused support.</p>  |
| <p><b>Community/ Patient education and engagement on prevention and self-management.</b></p> | <ul style="list-style-type: none"> <li>• Regular educational calls, webinars, screenings for community members, focused on high-risk populations.</li> <li>• Create and distribute comprehensive Heart Failure patient self-management guide.</li> <li>• Utilize mobile clinics and/or community partnerships to improve health care access for cardiovascular patients in communities.</li> <li>• Identify/establish healthy, affordable recipe resources, including recipes that are culturally relevant.</li> <li>• Identify/establish grocery store partnerships on nutrition, medication support.</li> <li>• Support physical activity resources and opportunities for this population (e.g., walking groups, 'Fitness Fridays,' LBH Health and Fitness).</li> </ul> | <p># of PCP pts, caretakers referred to education sessions.<br/>                     # of pts, caretakers participating in education programs.<br/>                     # of pts with improved meds adherence, diet or exercise habits, reduced tobacco usage.</p> |
| <p><b>Partner with American Heart Association.</b></p>                                       | <ul style="list-style-type: none"> <li>• Work with American Heart Assn. to identify and implement relevant AHA resources/tools to support this population.</li> </ul>   | <p>- AHA programs/ tools implemented.</p>  |

# MENTAL HEALTH AND SUBSTANCE USE DISORDER – IMPLEMENTATION PLAN

July 2021

## *Aims and Drivers Diagram*

| Improvement Drivers   | Tactics  | Metrics to Assess Progress                                       |
|---|--|--|
| <b>Develop crisis response alternatives to ED</b> for Mental Health/SUD.  | <ul style="list-style-type: none"> <li>• GBRICS Program (including a centralized call center)</li> </ul>   | - GBRICS call volumes and related data.                          |
| <b>Access to Medically Assisted Treatment (MAT)</b> for SUD   | <ul style="list-style-type: none"> <li>• Sinai Hospital Addiction Recovery Program (SHARP)</li> </ul>  | - # of individuals treated in SHARP program                      |
| <b>Peers counsel patients</b> into SUD treatment  | <ul style="list-style-type: none"> <li>• SBIRT Program with Peer Counselors based in Emergency Departments</li> </ul>  | - # of SBIRT/OSOP referrals<br>- # of SBIRT/OSOP Referrals kept. |
| <b>Screen/refer patients with substance abuse disorder</b>  | <ul style="list-style-type: none"> <li>• Implement universal screening questionnaire in Cerner for outpatient practices.</li> </ul>  | - # of LBH internal referrals received from PCPs.                |
| <b>Screen/refer patients with depression/anxiety</b>  | <ul style="list-style-type: none"> <li>• Implement universal screening questionnaire in Cerner for outpatient practices.</li> </ul>  | - # of LBH internal referrals received from PCPs.                |
| <b>Expand availability/access to non-crisis behavioral health services:</b><br>e.g., walk-in, virtual behavioral health services, resources | <ul style="list-style-type: none"> <li>• Reassess need for more community-based clinics in Sinai service area.</li> <li>• Explore embedding behavioral health at Sinai Community Care.</li> <li>• Explore use of Mosaic Community Services to improve rapid accessibility to mental health services.</li> <li>• Explore Telehealth/TelePsych as a mode of improving access.</li> </ul> | - Readmission data<br>- ED visit data<br>Market analysis         |
| <b>Improve access, reduce barriers to residential, long-term care</b>   | <ul style="list-style-type: none"> <li>• Explore local area/Pimlico real estate purchase to support residential, long-term care for Sinai community residents.</li> </ul>  | -# of Sinai patients using residential, long-term care           |
| <b>Stigma reduction campaign</b>  | <ul style="list-style-type: none"> <li>• Explore stigma reduction campaign opportunities with City government.</li> </ul>  |  |

# COMMUNITY HEALTH & EDUCATION – IMPLEMENTATION PLAN

July 2021

## *Aims and Drivers Diagram*

| Improvement Drivers  | Tactics   | Metrics to Assess Progress  |
|--|---|---|
| <b>Education on prevention of chronic disease</b>                          | <ul style="list-style-type: none"> <li>• Develop and implement educational initiatives in communities about preventing chronic disease (e.g., preparation of healthy foods, transportation to supporting resources/activities).</li> <li>• Explore referral ‘bonus’ for referring family and friends to education programs.</li> </ul>  | <ul style="list-style-type: none"> <li>-# of patients participating in programs</li> <li>- # of patients demonstrating decreased risk factors and/or hospital utilization based on pre and post measurements</li> </ul> |
| <b>Targeted education/support on diabetes management</b>                   | <ul style="list-style-type: none"> <li>• Implement Diabetes Regional Partnership grant (with St. Agnes): zips 21229, 21223, 21216, 21215, 21207.               <ul style="list-style-type: none"> <li>- Improve healthy behaviors through education and support with focus on pre-diabetes</li> </ul> </li> <li>• Create and distribute comprehensive Diabetes and Heart Failure patient self-management guides.</li> <li>• Implement regular educational calls, webinars, screenings for community members focusing on high-risk populations.</li> <li>• Explore/implement use of Mobile Clinic to assist with education in community.</li> </ul>  | <ul style="list-style-type: none"> <li>-# of pts participating in education programs.</li> <li>- # of pts with improved medication adherence, diet or exercise habits, reduced tobacco usage.</li> </ul>                |
| <b>Reliable transition planning and communication at discharge</b>         | <ul style="list-style-type: none"> <li>• Med Rec completed, Rx filled prior to discharge. Med Rec includes assessment of meds patient already has at home. Ensure patient/family member understands medication regimen (e.g., use “teach back”)</li> <li>• Provide needed education, resources/equipment prior to discharge (e.g., testing strips).</li> <li>• Follow-up call to patient within 2 days of discharge (preferably by RN). Provide education to support self-management.</li> <li>• Communicate discharge summary with primary care provider within 2 days of discharge.</li> <li>• Explore implementation of a Community Pastoral Outreach process for spiritual needs of hospitalized patients and to reach individuals who have been discharged.</li> </ul> | <ul style="list-style-type: none"> <li>- Number of medication issues identified post-discharge.</li> <li>- Track and document categories of social issues identified that can impact health.</li> </ul>                 |
| <b>Target disease processes with specific disease management education</b> | <ul style="list-style-type: none"> <li>• Education offerings that focus on living in a community of limited resources and managing disease</li> <li>• Education offerings that focus on resources that are available both during crisis and when patient may just need something small</li> <li>• Explore marketing and public relations initiatives to educate/benefit community members</li> </ul>  | <ul style="list-style-type: none"> <li>-Decrease in ED visits</li> <li>-Increase in the use of other resources (e.g., 24 hr nurse line)</li> </ul>  |



# DIABETES – IMPLEMENTATION PLAN

July 2021

## *Aims and Drivers Diagram*

| Improvement Drivers  | Tactics   | Metrics to Assess Progress   |
|--|---|--|
| <p><b>Provider adherence to latest diabetes disease management guidelines.</b></p>                     | <ul style="list-style-type: none"> <li>• CIN Diabetes Pathway implementation (e.g., update and implement inpatient Diabetes order set)</li> <li>• Endocrinologists update LBH primary and specialty care providers on best practice management for Diabetes (i.e., via series of CME webinars).</li> <li>• Monitor and improve guideline-directed medical therapy for pts with Diabetes.</li> <li>• Assess for and refer eligible patients to Palliative/Supportive Care.</li> <li>• Develop reporting to track progress on performance measures.</li> </ul>  | <ul style="list-style-type: none"> <li>- Consistent use of Diabetes order set</li> <li>- Webinars completed, number of participants</li> <li>- # of palliative/ supportive care consultations</li> </ul>   |
| <p><b>Reliable transition planning and communication at discharge.</b></p>                             | <ul style="list-style-type: none"> <li>• Follow-up appt with PCP set, prior to hospital discharge, for within 7 days post-discharge.</li> <li>• Med Rec completed, Rx filled prior to discharge. Med Rec includes assessment of meds patient already has at home.</li> <li>• Communicate discharge summary with primary care provider within 2 days of discharge.</li> <li>• Follow-up call to patient within 2 days of discharge (preferably by RN).</li> </ul>  | <ul style="list-style-type: none"> <li>- % of follow-up phone calls completed within 2 days of discharge.</li> <li>- % of discharges with clinic visits in 7 days.</li> <li>- # of meds issues identified post-discharge.</li> <li>- Track and document standard categories of social issues identified that can impact health outcomes, i.e., financial, health literacy/ numeracy issues.</li> </ul> |
| <p><b>Improve healthy food availability in priority areas</b></p>                                      | <ul style="list-style-type: none"> <li>• Implement Diabetes Regional Partnership grant (with St. Agnes): zips 21229, 21223, 21216, 21215, 21207.                             <ul style="list-style-type: none"> <li>- Improve education around diabetes prevention/management and access to healthy food</li> </ul> </li> </ul>   |  |
| <p><b>Improve access to care. Regular primary care visits; endocrinologist visits when needed.</b></p> | <ul style="list-style-type: none"> <li>• Primary Care reaches out to patients with Diabetes and A1c<math>\geq</math>7 for regular testing (3x a year).</li> <li>• Outreach to established patients who haven't been seen in primary care in last year.</li> <li>• Monitor/improve screening for pre-diabetes in primary care.</li> <li>• Utilize mobile clinics and/or community partnerships to improve health care access for diabetes patients in communities.</li> <li>• Regularly screen for and address depression.</li> <li>• Refer to Endocrinologist pts with Type 1 diabetes or poorly controlled Type 2 diabetes.</li> </ul> | <ul style="list-style-type: none"> <li>- % of pts with new primary care access.</li> <li>- % of diabetic pts w/ A1c test 3x annually.</li> <li>- % of Diabetic pts screened for depression and action taken if depressed.</li> </ul>   |

## DIABETES – IMPLEMENTATION PLAN

July 2021

| Improvement Drivers  | Tactics  | Metrics to Assess Progress  |
|--|--|---|
| <p><b>Identify, address social barriers to better health management.</b></p>             | <ul style="list-style-type: none"> <li>• Regularly screen this population to identify Social Determinants of Health (SDOH).</li> <li>• Refer patients with social needs to support programs.</li> <li>• Assess for, then create and implement strategies for patient health literacy/numeracy issues.</li> <li>• Review and teach clinicians/community health workers best practices on how to conduct SDOH assessments and enhance patient self-reporting.</li> </ul>   | <p>- % of SDOH pts with completed referrals to social support programs.</p> <p>- Create strategies to target/track specific patients for more individualized/focused support.</p> |
| <p><b>Community/Patient education and engagement focused on prevention and mgmt.</b></p> | <ul style="list-style-type: none"> <li>• Regular educational calls, webinars, screenings for community members focused on high-risk populations.</li> <li>• Create and distribute comprehensive Diabetes patient self-management guide.</li> <li>• Implement Diabetes Regional Partnership grant (with St. Agnes): zips 21229, 21223, 21216, 21215, 21207.                             <ul style="list-style-type: none"> <li>- Improve healthy behaviors with focus on pre-diabetes</li> </ul> </li> <li>• Utilize mobile clinics and/or community partnerships to improve health care access for diabetic patients in communities.</li> <li>• Identify/establish healthy, affordable recipe resources, including recipes that are culturally relevant.</li> <li>• Identify/establish grocery store partnerships on nutrition, medication support.</li> <li>• Support physical activity resources and opportunities for this population (e.g., walking groups, 'Fitness Fridays,' LBH Health and Fitness).</li> </ul> | <p>- Pts participating in education programs.</p> <p>- Pts with improved medication adherence, diet or exercise habits, reduced tobacco usage.</p>                                |
| <p><b>Partner with American Diabetes Association.</b></p>                                | <ul style="list-style-type: none"> <li>• Work with ADA to identify and implement relevant ADA resources/tools for this population.</li> </ul>  | <p>- ADA programs/ tools implemented.</p>   |

# HOUSING INSECURITY – IMPLEMENTATION PLAN

July 2021

## *Aims and Drivers Diagram*

| Improvement Drivers  | Programs/Tactics  | Metrics to Assess Progress  |
|--|---|---|
| Create <b>health care resources/access where people live</b> (meet individuals where they are)   | <ul style="list-style-type: none"> <li>• Explore partnerships with large residences to provide periodic health education programs.</li> <li>• Possible pilot: “Integrated Complex Care at Home (ICCH)” for seniors in affordable housing. Potential CHRC grant opportunity (Aug/Sep 2021). Collaboration with National Well Home Network, Enterprise Community Development.</li> <li>• Live Near Your Work program</li> </ul> | -# of educational program participants.<br>-CRISP Pre/Post report assessing hospital utilization before and after program enrollment.<br>-# of LifeBridge employees participating in Live Near Your Work program. |
| <b>Improve living conditions to reduce injuries and chronic disease exacerbations</b> (e.g., grab bars, air conditioners, address mold, lead paint, radon) | <ul style="list-style-type: none"> <li>• Housing Upgrades to Benefit Seniors (HUBS) program.</li> </ul>   | -Sinai/Levindale patients accepted into HUBS program.   |
| <b>Reduce homelessness</b>   | <ul style="list-style-type: none"> <li>• Baltimore City and 10-hospital partnership to provide housing for homeless residents.</li> </ul>   | -# of Sinai/Levindale patients benefiting from program.   |
| <b>Identify/help address social determinant of health barriers that may impact housing security.</b>   | <ul style="list-style-type: none"> <li>• Identify housing and/or social issues that threaten housing security at hospital or primary care visit.</li> <li>• Address housing and/or social issues that threaten housing security at hospital or primary care visit.</li> <li>• Referrals to community housing support partners.</li> <li>• Keep active directory of housing counseling services.</li> </ul>                    | -# of Sinai/Levindale patients with identified social issues that may impact housing security.<br>-# of Sinai/Levindale patients referred to services that support housing security.                              |
| <b>Address loneliness and isolation</b>  | <ul style="list-style-type: none"> <li>• Partner with or create neighborhood-based programs, clubs, walks that can bring residents together to reduce isolation.</li> </ul>   |   |
| <b>Help enhance quality of neighborhoods</b> (green space, crime reduction, walkability)   | <ul style="list-style-type: none"> <li>• Explore connecting Cylburn and Pimlico (e.g., development of a shared-use biking path)</li> <li>• Explore programs to “green” Lanier and Cylburn areas</li> <li>• Explore implementation of a Pimlico safe walkability/ wayfinding project</li> </ul>  |   |
| <b>Temporary respite – safe place</b>  | <ul style="list-style-type: none"> <li>• Explore creation/use of housing resources for a health recovery support program</li> </ul>   |   |

# FOOD INSECURITY – IMPLEMENTATION PLAN

July 2021

## *Aims and Drivers Diagram*

| Improvement Drivers   | Tactics   | Metrics to Assess Progress  |
|---|---|---|
| <p><b>Healthy Food Availability</b> (quality, quantity, variety, price, location)</p> | <ul style="list-style-type: none"> <li>• Partner with community organizations working to enhance healthy food availability and/or delivery.</li> <li>• Explore partnership with community organizations working to establish/expand urban vegetable gardens.</li> <li>• Explore creation of farmers market on or near Sinai/Levindale facilities.</li> <li>• Diabetes Regional Partnership grant (with St. Agnes): zips 21229, 21223, 21216, 21215, 21207 to improve access to healthy food for residents at risk for diabetes.</li> </ul>  | <ul style="list-style-type: none"> <li>- # of individuals served through programs.</li> <li>- Sales at farmers’ market.</li> <li>- Community testimony.</li> </ul>        |
| <p><b>Access</b> (transportation, income, social support, time, priorities)</p>       | <ul style="list-style-type: none"> <li>• Explore Hungry Harvest program implementation (farmers market; tailored food delivery (e.g., diabetic friendly))</li> <li>• Explore ongoing area Food Waste Reduction initiatives for potential to redirect/repurpose food.</li> <li>• Explore implementation of Healthy Food as Medicine programs (e.g., providers can provide vouchers for vegetables).</li> <li>• Explore opportunities with Maryland Food Bank on access points and delivery.</li> <li>• Explore partnerships with schools on access to and distribution of healthy food.</li> <li>• Explore partnerships with schools to provide teaching on nutrition for health.</li> </ul> | <ul style="list-style-type: none"> <li>- # of individuals served through programs.</li> <li>- # of new initiatives launched.</li> <li>- Community testimony.</li> </ul>   |
| <p><b>Utilization</b> (food literacy, cooking ability, cooking facilities, time)</p>  | <ul style="list-style-type: none"> <li>• Diabetes Regional Partnership Program – Food Project – meal preparation classes planned. Identify/create/adapt healthy recipe book. Consider food preferences, especially re: cultural needs (e.g., Passover).</li> <li>• Identify and refer patients to cooking demonstrations for healthy/affordable/culturally relevant meals.</li> <li>• Explore collaboration with American Heart Association, American Diabetes Association to improve access to healthy meal options.</li> <li>• Explore opportunities through 4H Extension offices – curriculum geared around healthy meal preparation in city.</li> </ul>                                 | <ul style="list-style-type: none"> <li>- # of individuals served through programs.</li> <li>- # of cooking demonstrations held.</li> <li>- Community testimony</li> </ul> |
| <p><b>Stability</b> (Availability and Access at all times)</p>                        | <ul style="list-style-type: none"> <li>• Explore sustainability of farmers markets at or near Sinai/Levindale.</li> <li>• Identify/develop and make accessible to LifeBridge care managers and social workers a list of active food pantries in area and their schedules.</li> <li>• Explore funding to provide food vouchers to community residents at Sinai/Levindale (e.g., to get meals at facility’s cafeteria, etc.)</li> </ul>   | <ul style="list-style-type: none"> <li>- # of multi-year food access initiatives launched/underway.</li> </ul>  |

# COMMUNITY SAFETY – IMPLEMENTATION PLAN

July 2021

## *Aims and Drivers Diagram*

| Improvement Drivers  | Tactics  | Metrics to Assess Progress  |
|--|--|---|
| <p><b>Improve economic opportunity for youth and adults</b> (e.g., job opportunity, job placement)</p>   | <ul style="list-style-type: none"> <li>• Work with community elementary/middle schools to assist with training in workforce expectations and career skills.</li> <li>• Support local training programs to develop Community Health Workers.</li> <li>• LBH Talent Acquisition works to hire candidates from community organizations that provide job training.</li> <li>• Partner with “Turnaround Tuesday” community organization</li> <li>• Clean and Green Initiative (training, mentorship) - partner with Park Heights Renaissance Foundation.</li> </ul> | <ul style="list-style-type: none"> <li>- # of completed trainings/ initiatives at community elementary/middle schools.</li> <li>- # of students participating in training.</li> <li>- Funding/resources expended to support CHW training.</li> <li>-# of individuals hired by LBH through community organizations that provide job training.</li> </ul> |
| <p><b>Address mental health, stress, depression/anxiety</b></p>  | <ul style="list-style-type: none"> <li>• Connect referred community residents to case managers and victim advocates</li> <li>• Incorporate trauma training into mental health treatment</li> <li>• Partnership with the National Alliance on Mental Illness (NAMI) to focus on support for adults in our community</li> </ul>  | <ul style="list-style-type: none"> <li>-% improvements in Hope &amp; Resiliency scores</li> </ul>   |
| <p><b>Build a strong social network; support a robust socio-cultural environment</b> to counter community trauma and promote healing and connection</p>                | <ul style="list-style-type: none"> <li>• Promote community violence prevention education &amp; awareness</li> <li>• Implement youth mentoring programs.</li> <li>• Build/Foster neighborhood support groups.</li> </ul>  | <ul style="list-style-type: none"> <li>-# of people trained/benefiting from prevention/awareness programs.</li> <li>-# of neighborhood support groups created/supported.</li> </ul>   |
| <p><b>Address Adverse Childhood</b> (abuse, neglect, household dysfunction) <b>&amp; Adverse Community Experiences</b> (witness to violence, poverty, foster care)</p> | <ul style="list-style-type: none"> <li>• Screening in practices, ED, and various points of entry</li> <li>• Improve internal LBH education &amp; awareness</li> </ul>  | <ul style="list-style-type: none"> <li>-% improvements in Hope &amp; Resiliency scores</li> </ul>   |
| <p><b>Provide a coordinated system of response and care to suspected abuse, intrapersonal violence, and trauma</b></p>   | <ul style="list-style-type: none"> <li>• Operate accredited advocacy centers in coordination with partners in law enforcement, social services, prosecution</li> </ul>   | <ul style="list-style-type: none"> <li>Satisfaction survey results of partner agencies</li> </ul>   |
| <p><b>Improve Safety</b></p>   | <ul style="list-style-type: none"> <li>• Track number of people supported through Safe Streets Program.</li> <li>• Track number of individuals benefiting from work of Kuji Center.</li> </ul>   | <ul style="list-style-type: none"> <li>-# of individuals served by/benefiting from Safe Streets and Kuji programs.</li> </ul>   |

# HEALTH DISPARITIES REDUCTION – IMPLEMENTATION PLAN

July 2021

*Goal: Reduce disparities, especially for communities of color in targeted areas compared to white population at baseline. In addition, reduce disparities for non-English speaking populations and LGBTQ communities.*

## ***Aims and Drivers Diagram***

| <b>Improvement Drivers</b>  | <b>Tactics</b>  | <b>Metrics to Assess Progress</b>   |
|---|---|---|
| <b>Build trust in health care services by linking to existing community relationships</b> | <ul style="list-style-type: none"> <li>• Work with Faith-Based Organizations in prioritized communities to better provide community residents with education, information about maintaining health.</li> <li>• Work with Barbershops/Salons in prioritized communities to better provide community residents with education, information about maintaining health and accessing care resources.</li> </ul>  | <ul style="list-style-type: none"> <li>- # of pts participating in education programs, screenings.</li> <li>- # of new pts referred to LBH providers.</li> </ul>  |
| <b>Reduce implicit bias in provision of health care services</b>                          | <ul style="list-style-type: none"> <li>• Explore implementation of training for health care providers on what implicit bias is and how to recognize and address it.</li> </ul>  | <ul style="list-style-type: none"> <li>- # of health care workers trained</li> </ul>  |
| <b>Bring health care access closer to where people are</b>                                | <ul style="list-style-type: none"> <li>• Deploy Mobile Clinic to communities of opportunity.</li> <li>• Work with Barbershops/Salons in prioritized communities to increase access/referrals to health care services.</li> <li>• Explore expansion of behavioral health care access in community.</li> <li>• Explore partnerships with school-based health centers (e.g., on topics such as healthy behaviors, telehealth, obesity, depression).</li> </ul> | <ul style="list-style-type: none"> <li>- COVID vaccination uptake among communities of color.</li> <li>- # of pts referred to LBH providers.</li> </ul>   |
| <b>Expand non-traditional access to primary health care</b>                               | <ul style="list-style-type: none"> <li>• Use Mobile Clinic to reach underserved neighborhoods.</li> <li>• Explore options to expand telehealth access in communities.</li> <li>• Explore implementation of a 24-hour nurse line.</li> </ul>   | <ul style="list-style-type: none"> <li>- # of telehealth visits in priority communities.</li> <li>- # of calls to 24-hour nurse line.</li> </ul>  |
| <b>Improve patients' skills to manage their chronic conditions</b>                        | <ul style="list-style-type: none"> <li>• Implement regular educational calls, webinars, community screenings to support better patient understanding and self-management of their chronic conditions.</li> <li>• Update and distribute comprehensive chronic condition patient self-management guides (e.g., diabetes, heart failure).</li> </ul>   | <ul style="list-style-type: none"> <li>- # of ED visits of pts with diabetes, chronic heart disease.</li> <li>- Change in # of primary care visits among priority populations.</li> <li>- # of participants in educational events, screenings.</li> </ul> |
| <b>Identify and address Health Literacy, Numeracy, Cultural, Language differences</b>     | <ul style="list-style-type: none"> <li>• Implement screening for patient health literacy/numeracy across the care continuum.</li> <li>• Develop recommendations for care team on ways to assist patients with low health literacy/numeracy.</li> <li>• Create/update patient education materials, instructions that take into account potential health literacy and numeracy barriers.</li> </ul>   | <ul style="list-style-type: none"> <li>-# of patients screened for health literacy/numeracy.</li> <li>-Sharing of health literacy/numeracy status among health care team (e.g., in electronic medical record)</li> </ul>                                  |

# HEALTH DISPARITIES REDUCTION – IMPLEMENTATION PLAN

July 2021

*Goal: Reduce disparities, especially for communities of color in targeted areas compared to white population at baseline. In addition, reduce disparities for non-English speaking populations and LGBTQ communities.*

| Improvement Drivers  | Tactics   | Metrics to Assess Progress   |
|--|---|--|
| <b>Reduce Food Insecurity,<br/>Expand access to healthier<br/>food</b> | <ul style="list-style-type: none"><li>• Diabetes Regional Partnership grant (with St. Agnes): zips 21229, 21223, 21216, 21215, 21207.<ul style="list-style-type: none"><li>○ Improve access to healthier food and knowledge about diabetes prevention and management</li></ul></li><li>• Partner with local organizations, businesses, and/or government to explore improvements to community access to healthy, affordable food choices.</li><li>• Advocate policy changes with City, State governments.</li></ul> | <ul style="list-style-type: none"><li>- # of healthy food initiatives/ access points established in priority communities.</li><li>- # of community members served by new food initiatives.</li></ul> |



## Header Information

**Participating Organization's:** Sinai Hospital, Northwest Hospital, Carroll Hospital, Levindale Hebrew Geriatric Center and Hospital, Grace Medical Center

**Policy Category:** Finance

**Subject:** Hospital Financial Assistance

**Department Responsible for Review:** Revenue Cycle Division

**Policy Owner:** Senior Vice President and Chief Revenue Officer

## I. POLICY

- A. **Purpose.** The purposes of this Policy are to (a) set forth eligibility criteria for receiving Financial Assistance; (b) outline circumstances and criteria under which each hospital will provide free or discounted care for Eligible Services to eligible patients who are Uninsured, Underinsured, patients ineligible for public or government assistance or who are otherwise unable to pay for Eligible Services, (c) set forth the basis and methods of calculation for charging any discounted amounts to such patients, and (d) state the measures to widely publicize this Policy within the communities to be served by the hospital. LifeBridge Health expects that patients will comply fully with the terms of this Policy in the determination of their eligibility for, and any receipt of, Financial Assistance and discounts. LifeBridge Health further expects its patients to apply for Medicaid and other governmental program assistance when appropriate, and to pursue any payments from third parties who may be liable to pay for the patient's care as the result of personal injury or similar claims. LifeBridge Health also encourage individuals to obtain health insurance to the extent such individuals are financially able to do so.
- B. **Scope.** This policy applies to LifeBridge Health State of Maryland regulated hospital affiliates specifically Carroll Hospital, Grace Medical Center, Levindale Hebrew Geriatric Center and Hospital, Northwest Hospital and Sinai Hospital (collectively known for this policy as "LifeBridge Health")
- C. **Policy.** It is the policy of LifeBridge Health to provide medically necessary health care services to all patient's without regard to the patient's ability of pay or Protected Class as defined in MD Code, Health-General §19-214.1, at each applicable hospital location (as defined below). Each hospital also provides, without discrimination, care for Emergency Medical Conditions (as defined below) to individuals without regard to such individual's eligibility for Financial Assistance, as more specifically set forth in LifeBridge Health's separate Emergency Medical Treatment & Labor Act (EMTALA) Policy, a copy of which can be obtained free of charge from any one of the sources or locations listed in Section III. K. of this Policy.
- D. **Adoption of Policy.** The Board of Directors of LifeBridge Health and each of its applicable tax-exempt affiliates that provides medically necessary hospital services, has adopted the following policies and procedures for the provision of Financial Assistance.
- E. **Frequency of Review.** This policy is to be reviewed and approved every two years.

## II. DEFINITIONS

For purposes of this Policy, the terms below shall be defined as follows:



**CARE BRAVELY**

- A. **“AGB”** means the amounts generally billed as defined by IRS Section 501(r)(5) for hospital emergency and other Medically Necessary care to individuals who have insurance covering that care, and calculated in accordance to the State of Maryland Health Services Cost Review Commission (HSCRC).
- B. **“Application”** has the meaning set forth in Section III. B. below which shall comply with the HSCRC uniform financial assistance application requirements.
- C. **“Assets”** means assets and resources (and the values thereof) of an individual, that would be taken into account and valued in accordance with the Code of Maryland Regulations in determining eligibility specifically excluding such individual’s (a) primary personal residence not to exceed an assessed value of \$150,000, (b) retirement assets or plans as qualified or nonqualified by the Internal Revenue Service including one or more retirement plans which shall include, without limitation, an individual retirement account (traditional or Roth), profit-sharing plan, defined benefit pension plan, 401(k) plan, 403(b) plan, nonqualified deferred compensation plan, money purchase pension plan, or other retirement plan equivalent to any of the foregoing, (c) one motor vehicle owned by the patient or any family member used for necessary transportation needed, (d) prepaid education assets or plans as defined by the State of Maryland or Internal Revenue Service which include, without limitation, Education Savings Account or 529 plans, (e) any assets expressly excluded in determining eligibility for a Federal or State financial or medical assistance program or plan which include, but not limited to, the Federal Supplemental Nutrition Assistance Program (SNAP), the Maryland Medical Assistance Program, State Energy Assistance Program, or Supplemental Food Program for Women, Infants, and Children, (f) burial space or plot, funds or prepaid burial contracts, and (g) household goods and personal effects.
- D. **“CMO”** means Chief Medical Officer at a LifeBridge Health hospital or Chief Physician Executive.
- E. **“Eligible Services”** means the services (and any related products) provided by a LifeBridge Health hospital that are eligible for Financial Assistance under this Policy, which shall include: (1) emergency medical services provided in an emergency room setting, (2) non-elective medical services provided in response to life-threatening circumstances that are other than emergency medical services in an emergency room setting, and (3) Medically Necessary Services as defined in this policy.
- F. **“Emergency Medical Conditions”** has the same meaning as such term is defined in section 1867 of the Social Security Act, as amended (42 U.S.C. 1395dd) and as stated:  
“A medical condition manifesting itself by acute symptoms of sufficient severity (including severe pain) such that the absence of immediate medical attention could reasonably be expected to result in: (i) placing the health of the individual (or, with respect to a pregnant woman, the health of the woman or her unborn child) in serious

**CARE BRAVELY**

jeopardy, (ii) serious impairment to bodily functions, or (iii) serious dysfunction of any bodily organ or part; or with respect to a pregnant woman who is having contractions: (i) that there is inadequate time to effect a safe transfer to another hospital before delivery, or (ii) that transfer may pose a threat to the health or safety of the woman or the unborn child.”

- G. **“Family Member”** means a member of a group of two (2) or more individuals who reside together and who are related by birth, marriage, or adoption, including, without limitation, any individual claimed as a dependent by any such individual on his or her federal income tax return.
- H. **“Family Income”** means the gross income of an individual and all of his or her Family Members, including, without limitation, compensation for services (wages, salaries, commissions, etc.), interest, dividends, royalties, capital gains, annuities, pension, retirement income, Social Security, public or government assistance, rents, alimony, child support, business income, income from estates or trusts, survivor benefits, scholarships or other educational assistance, annuity payments, payments under or from a reverse mortgage, fees, income from life insurance or endowment contracts, and any other gross income or remuneration, from whatever source derived, all on a pre-tax basis.
- I. **“Federal Poverty Guidelines”** means poverty guidelines updated annually in the Federal Register by the U.S. Department of Health and Human Services in effect at the time of such determination.
- J. **“Financial Assistance”** means any financial assistance in the form of free or discounted care granted to an eligible individual pursuant to this Policy.
- K. **“Financial Hardship”** means an Uninsured or Underinsured patient of a LifeBridge Health hospital who (1) after payment by all third-party payers, is financially obligated to a LifeBridge Health hospital for an amount in excess of twenty-five percent (25%) of such patient’s gross annual income and (2) has Assets that total value of which is less than the amount of “Assets”, as amended from time to time.
- L. **“Hospital Cost Review Commission (HSCRC)”** means an independent agency of the State of Maryland with broad regulatory authority to establish rates to promote cost containment, access to care, financial stability and accountability; including guidelines that govern hospital financial assistance.
- M. **“Hospital”** means a facility (whether operated directly or through a joint venture arrangement) that is required by the State of Maryland to be licensed, registered, or similarly recognized as a

**CARE BRAVELY**

hospital. "Hospital" means collectively, more than one Hospital Facility. As it relates to this Policy, applicable locations include:

- Carroll Hospital,
- Grace Medical Center
- Levindale Hebrew Geriatric Center and Hospital
- Northwest Hospital,
- Sinai Hospital

- N. **"Medically Necessary"** shall have the same meaning as such term is defined for Medicare (services or its reasonable and necessary for the diagnosis or treatment of illness or injury), or for disputed or less clear cases referred to the CMO or designee to render a decision.
- O. **"Policy"** means this "Financial Assistance Policy" of a LifeBridge Health hospital, as amended from time to time.
- P. **"Protected Class"** shall comply with the Code of Maryland Regulation specifically representing race, color, religion, ancestry or national origin, sex, age, marital status, sexual orientation, gender identity, genetic information, disability, citizenship status, or any other class, ethnicity or designation not otherwise specified.
- Q. **"Provider"** means a LifeBridge Health hospital employed physician, advanced clinical practitioner or licensed professional recognized and granted authority by the State of Maryland to provide health care services.
- R. **"Uninsured"** means a patient of a LifeBridge Health hospital who has no level of insurance, third party assistance, medical savings account, or claims against one or more third parties covered by insurance, to pay or assist with such individual's payment obligations for the provision of Eligible Services.
- S. **"Underinsured"** means a patient of LifeBridge Health hospital who has some level of insurance, third party assistance, medical savings account, or claims against one or more third parties covered by insurance, to pay or assist with such individual's payment obligations for provision of Eligible Services, but who nevertheless remains obligated to pay out-of-pocket expenses for the provision of Eligible Services that exceed such individual's financial abilities.

**III. GUIDELINES**

- A. **Eligibility.** Upon a determination of financial need and eligibility in accordance with this Policy, a LifeBridge Health hospital will provide Financial Assistance for Eligible Services to or for Uninsured patients, Underinsured patients, patients who are ineligible for public or government assistance, or who are otherwise unable to pay for Eligible Services. Financial Assistance

**CARE BRAVELY**

pursuant to this Policy shall be based on a determination of financial need for each individual, regardless of race, sex, age, disability, national origin or religion, or other Protected Class.

- B. Application for Financial Assistance. Except as otherwise provided in this Policy, a LifeBridge Health authorized representative will review all information requested and set forth in an application for Financial Assistance (a copy of which can be obtained free of charge from any one of the sources or locations listed in Section III. K. below of this Policy), an in any and all documentation therein requested and provided (the application and such documentation, collectively, an “Application”), as well as any one or more items of the following information, in determining whether an individual will be eligible for and receive Financial Assistance:
1. Publicly available data that provides information about an individual’s ability to pay (e.g. credit reports, scores, or ratings; Federal Poverty Guidelines, relevant published federal or state guidelines, bankruptcy filings or orders);
  2. Insurance eligibility for public or private health insurance including qualification for other public programs that may cover health care costs;
  3. Information relating to such individual’s participation or enrollment in, or receipt of benefits from or as part of, (a) any state or federal assistance program enrollment (e.g., Supplementary Security Income, Medicaid, Food Stamps/SNAP, Women, Infants, and Children (WIC) programs, AFDC, Children’s Health Insurance Program (CHIP), low-income housing, disability benefits, unemployment compensation, subsidized school lunch, or (b) any free clinic, indigent health access programs, or Federally Qualified Health Center (FQHC).
  4. Information substantiating the total gross Family Income and assets owned or held by the individual and liabilities or other obligations of the individual;
  5. Information substantiating that such individual is or has been homeless, disabled, declared mentally incompetent or otherwise incapacitated, so as to adversely affect such individual’s financial ability to pay; and/or
  6. Information substantiating that such individual has sought or is seeking benefits from all other available funding sources for which the individual is eligible, including insurance, Medicaid or other state or federal programs.

It is preferred, but not required, that an individual request Financial Assistance prior to Eligible Services being provided. Any Application may be submitted prior to, upon receipt of Eligible Services, or during the billing and collection process. The information that an individual requesting Financial Assistance has provided will be re-evaluated, verified, and required to be updated at each subsequent time Eligible Services are provided that is more than twelve (12) months after the time such information was previously provided. If such information does change or additional information is discovered relevant to the patient’s eligibility for Financial Assistance, it is the patient’s responsibility to notify Customer Service at (800)788-6995. Applications will be made available, free of charge, at any hospital Patient Access or Customer Service. Requests for Financial Assistance will be processed promptly, and the hospital will determine eligibility within two (2) business days for probable determination or 14 (fourteen) days for final determination after receipt of a completed Application, submission of all required

**CARE BRAVELY**

information, and make all reasonable efforts to provide written notification to the patient or applicant of its determination within thirty (30) days. Such notification may be in the form of a billing statement which shows the amount of Financial Assistance applied to the patient's account(s), and if the patient is granted 100% Financial Assistance or denied, written notice will be sent in the form of a letter delivered to the patient's or guarantor's mailing address on file.

A LifeBridge Health hospital may deny or reject any Application and/or may reverse any previously provided discounts or Financial Assistance, if it determines in good faith, that information previously provided was intentionally false, incomplete or misleading. Moreover, a LifeBridge Health hospital may, at its sole discretion, pursue any and all legal remedies or actions, including criminal charges, against any person who knowingly misrepresented their financial condition including, without limitation, the amount or value of Family Income and/or Assets.

- C. **Appeals and Complaints.** Patients or Guarantors with applications denied for Financial Assistance covered under this Policy may appeal such decisions or file a complaint.
1. Appeals must be in writing and describe the basis of reconsideration, including any supporting documentation. Appeals must be submitted to Customer Service within fourteen (14) calendar days of the application decision or otherwise the decision shall be upheld and considered final. Customer Service will make every effort to notify Patients or Guarantors of the appeal decision within thirty (30) calendar days.
  2. Complaints regarding this Policy can be received by mail, email or phone. All complaints are to be reported to LifeBridge Health Compliance Department for monitoring and reporting. Customer Service will respond to each complaint, contact the individual who filed the complaint and notify the LifeBridge Health Compliance Department of the complaint's outcome.

Patients or Guarantors may also file a complaint with Maryland Health Education and Advocacy Unit using the following contact information:

Office of the Attorney General  
Health Education and Advocacy Unit  
200 St. Paul Place, 16<sup>th</sup> Floor  
Baltimore, MD 21202  
Phone: (410)528-1840  
Fax: (410)576-6571  
Email: HEAU@oag.state.md.us

- D. **Presumptive Financial Assistance.** In some cases or circumstances a patient or applicant may appear eligible for Financial Assistance, but either has not provided all requested information or otherwise non-responsive to the application process. In such cases or circumstances, an authorized representative of a LifeBridge Health hospital may complete the Application on the patient's behalf and research evidence of eligibility for Financial Assistance from available

**CARE BRAVELY**

outside sources to determine the patient's estimated income and potential discount amounts or may utilize other sources of information to make an assessment of financial need. As a result of such information, the patient may be eligible for discounts up to 100% of the amounts owed for Eligible Services. In such circumstances, a patient is presumed eligible to receive Financial Assistance for Eligible Services if the patient meets one or more of the following criteria:

1. Eligible for the Maryland Medical Assistance program or Maryland Children's Health Program and:
    - i. Lives in a household with children enrolled in the free and reduced-cost meal program;
    - ii. Receives benefits through the federal Supplemental Nutrition Assistance Program;
    - iii. Receives benefits through the State's Energy Assistance Program;
    - iv. Receives benefits through the federal Special Supplemental Food Program for Women, Infants, and Children; or
    - v. Receives benefits from any other social service program as determined by the Maryland Department of Health and Mental Hygiene (MD DHMH) and the State of Maryland HSCRC.
  2. Residence in low income or subsidized housing;
  3. Unfavorable credit history, based on the patient's credit report (high risk, low medical score, delinquent accounts);
  4. Utilization of third-party predictive modeling based on public record databases and calibrated historical approvals statistically matched to this Policy. Such technology will be deployed prior to bad debt assignment in an effort to screen all patients for financial assistance prior to collection agency placement or pursuing any extraordinary collection actions.
  5. Homeless or received care from a homeless shelter, free clinic;
  6. Mentally incompetent as declared by a court or licensed professional; or
  7. Deceased with no known estate.
- E. Eligibility Criteria and Amounts Charged to Patients. Patients who are determined to be eligible, shall receive Financial Assistance in accordance with such individual's financial need, as determined by referring to the Federal Poverty Guidelines as published annually in the Federal Register.
1. Notwithstanding anything in this Policy to the contrary, no patient who is eligible to receive Financial Assistance for Eligible Services will be charged more than allowed by the State of Maryland HSCRC pricing or AGB for emergency or other Medically Necessary care.
  2. The basis for determining and calculating the amounts billed an Uninsured or Underinsured patient who is eligible for Financial Assistance is as follows:
    - i. Any Uninsured or Underinsured patient eligible for Financial Assistance will first receive the Financial Assistance discount for either 100% of billed charges or a reduced billed amount for those with Family income above 300% of the Federal Poverty Guidelines.

**CARE BRAVELY**

- ii. Uninsured or Underinsured patients eligible for Financial Assistance whose yearly Family Income is equal to or less than 300% of the Federal Poverty Guidelines and whose total Assets do not exceed amounts allowed will receive a discount of 100% of their remaining account balance.
  - iii. Any Uninsured with Family Income above 300%, but less than 500% of the Federal Poverty Guidelines may qualify for a Financial Hardship discount. To qualify total Assets must be less than allowed provided total outstanding medical expenses minus co-payments, coinsurance and deductibles exceed 25% of annual Family Income. The amount of the Financial Hardship discount is any amount that exceeds 25% of annual Family Income. Thus, remaining balance owed excluding co-payments, coinsurance and deductibles if applicable after discount does not exceed 25% of Family Income.
- F. Excluded Services. The following healthcare services are not eligible for Financial Assistance under this Policy:
  - 1. Purchases from retail operations, including gift shops, retail pharmacy, durable medical equipment, cafeteria purchases;
  - 2. Services provided by non-LifeBridge Health entities or professional services from physicians or advanced practice providers during hospital visits;
  - 3. Elective procedures or treatments that are not Medically Necessary including cosmetic surgery, bariatric surgery, venous ablation.
  - 4. Services provided at Levindale Nursing, Rehabilitation and Adult Day Care locations and any amounts deemed by Medicaid as patient liability.
  - 5. Existing or pre-established programs to assist patients with defined coverage of services similar to Best Beginnings for undocumented women needing prenatal care or Access Carroll for free clinic care to uninsured and underinsured patient populations in Carroll County.
- G. Communication of Information about the Policy to Patients and the Public. LifeBridge Health hospitals will take measures to inform and notify patients and visitors and the residents of the community at large served by the hospital, of this Policy in a manner that, at a minimum, will notify the listener and reader that the hospital offers Financial Assistance and informs individuals about how and where to obtain more information about this Policy. Such measures will include the following:
  - 1. Clearly and conspicuously post signage to advise patients and visitors of Financial Assistance availability including Emergency Department, admission areas and billing departments
  - 2. Make this Policy, the Application, and a plain language summary of this Policy widely available on its website [www.lifebridgehealth.org](http://www.lifebridgehealth.org).
  - 3. Make paper copies of this Policy, the Application, and a plain language summary of this Policy available upon request, without charge, in public locations in each hospital including Emergency Department, admission areas, billing department and by mail or e-

**CARE BRAVELY**

mail. Furthermore, Patient Access and Customer Service representatives will notify and inform individuals upon admission or discharge of Financial Assistance and offer a paper copy of a plain language summary of the Financial Assistance Policy.

4. List all Providers, as referenced as Addendum I, whether employed or not employed by the hospital, covered by this Policy and will make widely available on its website [www.lifebridgehealth.org](http://www.lifebridgehealth.org).
  5. Referral of patients for Financial Assistance may be made by any member of LifeBridge Health staff or medical staff, including physicians, nurses, financial counselors, social workers, case managers, chaplains, and religious sponsors.
  6. A request for Financial Assistance may be made by the patient or a family member, close friend, or associate of the patient, subject to applicable privacy laws and limitations.
  7. Any and all written or printed information concerning this Policy, including the Application, will be made available in each of the languages spoken by the lesser of 1,000 individuals or 5% of the community served by the hospital or the population likely to be encountered or affected by the hospital. The hospital will take reasonable efforts to ensure that information about this Policy and its availability is clearly communicated to patients who are not proficient in reading and writing and/or who speak languages other than those for which information about this Policy are printed or published.
- H. Document Retention Procedures. The hospital will maintain documentation in accordance with retention policies sufficient to identify each patient determined to be eligible for Financial Assistance including the patient's Application, any information obtained or considered in determining such patient's eligibility for Financial Assistance (including information about such patient's income and assets), the method used to verify patient's income, the amount owed by the patient, the method and calculation of any Financial Assistance for which such patient was eligible and in fact received, and the person who approved the determination of such patient's eligibility for Financial Assistance.
- I. Relationship to Billing and Collections Policy. For any patient who fails to timely pay all or any portion of amount(s) owed, the hospital will follow guidelines set forth in its separate Billing and Collections Policy; provided that, the hospital will not commence or institute any extraordinary collection actions (including garnishments, liens, foreclosures, levies, attachments or seizures of assets, commencing civil or criminal actions, sales of debts to third parties, reporting adverse information to credit reporting agencies or credit bureaus) against any patient for failure to timely pay all of any portion of patient's account, without first, making reasonable efforts to determine whether the patient is eligible for Financial Assistance. Reasonable efforts are set forth in the separate Billing and Collections Policy, including those relating to patient communications and required actions, time periods, and notices of complete or incomplete Application for Financial Assistance. A copy of the Billing and Collection Policy may be obtained free of charge from any one of the sources or locations listed in Section III.K. below.



**CARE BRAVELY**

- J. No Effect on Other Policies; Policy Subject to Applicable Law. This Policy shall not alter or modify other policies regarding efforts to obtain payment from third party payers, transfers or emergency care. This Policy and the provision of any Financial Assistance will be subject to all applicable federal, state, and local law.
- K. Sources of and Locations for Information. Copies of this Policy, the Application, the Billing and Collections Policy, and the EMTALA Policy, may be obtained from or at any one or more of the following sources or locations:
1. Any Customer Service, Patient Access, or Patient Registration areas;
  2. Emergency Department, admission areas or billing department;
  3. By calling Customer Service at (800)788-6995; and
  4. LifeBridge Health's website at [www.lifebridgehealth.org](http://www.lifebridgehealth.org).

**From:** [David Baker](#)  
**To:** [Hilltop HCB Help Account](#)  
**Cc:** [Sharon McClernan](#)  
**Subject:** UPDATED: Clarification Required - Sinai Hospital FY 21 Community Benefit Narrative  
**Date:** Thursday, June 9, 2022 10:23:13 AM  
**Attachments:** [image001.png](#)

---

**Caution:** External (dbaker@lifebridgehealth.org)

Sensitive Content [Details](#)

**Beware of COVID-19 phishing scams. [Click here](#) to visit the CDC website with the latest authoritative information on the Coronavirus COVID-19 pandemic.**

[Report This Email](#) [FAQ](#) [Protection by INKY](#)

Please find below in **red** responses to your questions. Responses to the Supplemental Survey questions have been submitted separately via the link.

Thank you,  
Dave

**David R. Baker, DrPH, MBA**  
Executive Director, Population Health

**LifeBridge Health**  
410.469.5170 office | [dbaker@lifebridgehealth.org](mailto:dbaker@lifebridgehealth.org)  
Assistant: Cheryl Ebaugh, [chebaugh@lifebridgehealth.org](mailto:chebaugh@lifebridgehealth.org)



---

**From:** Hilltop HCB Help Account <[hcbhelp@hilltop.umbc.edu](mailto:hcbhelp@hilltop.umbc.edu)>  
**Sent:** Wednesday, May 18, 2022 9:34 AM  
**To:** Sharon McClernan <[smcclernan@lifebridgehealth.org](mailto:smcclernan@lifebridgehealth.org)>; Hilltop HCB Help Account <[hcbhelp@hilltop.umbc.edu](mailto:hcbhelp@hilltop.umbc.edu)>  
**Subject:** Clarification Required - Sinai Hospital FY 21 Community Benefit Narrative

**LBH SECURITY ALERT:** This email is from an external source. Do not click on any links or open attachments unless you recognize the sender and know the content is safe. Never provide your username or password.

Thank you for submitting the FY 2021 Hospital Community Benefit Narrative report for Sinai Hospital of Baltimore, Inc. In reviewing the narrative, we encountered a few items that require clarification:

- Your response to Question 34 on page 5 of the attached indicates the ZIP codes 21215, 21207, 21208, 21209, 21117, 21216, 21071 as making up your hospital's CBSA. This does not match the selections in Questions 12 and 13 on page 2.
  - ZIP code 21216 is not selected as part of your hospital's CBSA in Question 12 on page 2, but is listed in Question 34. Please clarify whether this ZIP code is part of the CBSA.

**21216 is part of the Sinai CBSA.**

- Several ZIP codes not mentioned in Question 34 are selected for Question 13, also on page 2 (21133, 21136, 21244). Please clarify whether these ZIP codes are included in your hospital's CBSA. If so, please explain the method by which the hospital elected to include these ZIP codes.
  - **Zip codes 21133, 21136, 21244, and 21071 should *not* be included in Sinai Hospital's CBSA.**
- For Question 244 on page 25, no response was given. Please provide a response.

***Q244. Please describe the hospital's efforts to track and reduce health disparities in the communities it serves.***

**To track health disparities in the communities it serves, the hospital collects patient-level information about race, gender, zip code, Area Deprivation Index, and social determinants of health.**

**To reduce health disparities in the communities it serves, the hospital prioritizes outreach to neighborhoods with higher economic and social disparities in its service area. To help address traditional barriers to health care access among these communities, the hospital brings health care resources to where people live through weekly Mobile Health Clinic events in priority neighborhoods--including events focused on chronic disease management, pediatric wellness, and COVID-19 vaccinations. To further its reach and better capture residents in most need of services, the hospital regularly partners with trusted neighborhood-based entities, including churches, synagogues, barbershops, community associations and centers, and public libraries.**

- We request that all hospitals who report physician subsidies complete Questions 218 and 219, as well as Question 139 if applicable.

***Q218: Please describe the initiatives addressing populations – LGBT.***

**The hospital has an LGBTQ+ Employee Resource Group devoted to LGBTQ+ patient and employee concerns and support. Part of this support includes LGBTQ+ Cultural Competency virtual trainings. The Human Rights Campaign Foundation honored the hospital as a LGBTQ Healthcare Equality Top Performer.**

***Q219: Please describe the initiatives addressing populations – Men.***

**The hospital routinely offers telephonic, video, and in-person community education and screening events targeting men's health, including events focused on prostate cancer.**

- Please respond to these items using the following supplemental survey:  
[https://umbc.co1.qualtrics.com/jfe/form/SV\\_2ttShE9aZsAaEIK?Q\\_CHL=gl&Q\\_DL=KzVLb1s0w8lZmJS\\_2ttShE9aZsAaEIK\\_CGC\\_YdyYBV7aLB1sJeP](https://umbc.co1.qualtrics.com/jfe/form/SV_2ttShE9aZsAaEIK?Q_CHL=gl&Q_DL=KzVLb1s0w8lZmJS_2ttShE9aZsAaEIK_CGC_YdyYBV7aLB1sJeP)

recipient, or a person responsible for delivering it to the intended recipient, you are hereby notified that you must not read this transmission and that any disclosure, copying, printing, distribution or use of any of the information contained in or attached to this transmission is STRICTLY PROHIBITED! If you have received this transmission in error, please immediately notify the sender by telephone or return e-mail and delete the original transmission and its attachments without reading or saving in any manner.

**CONFIDENTIALITY NOTICE** This e-mail transmission, and any documents, files, or previous e-mail messages attached to it, may contain information that is confidential. If you are not the intended recipient, or a person responsible for delivering it to the intended recipient, you are hereby notified that you must not read this transmission and that any disclosure, copying, printing, distribution or use of any of the information contained in or attached to this transmission is STRICTLY PROHIBITED! If you have received this transmission in error, please immediately notify the sender by telephone or return e-mail and delete the original transmission and its attachments without reading or saving in any manner.

Q218. As required under HG§19-303, please select all of the gaps in physician availability resulting in a subsidy reported in the Worksheet 3 of financial section of Community Benefit report. Please select "No" for any physician specialty types for which you did not report a subsidy.

|                                      | Is there a gap resulting in a subsidy? |                                  | What type of subsidy?                     |
|--------------------------------------|--|----------------------------------|---|
|                                      | Yes                                    | No                               |   |
| Allergy & Immunology                 | <input type="radio"/>                  | <input checked="" type="radio"/> | <input type="text" value=""/>             |
| Anesthesiology                       | <input checked="" type="radio"/>       | <input type="radio"/>            | Non-resident house staff and hospitalists |
| Cardiology                           | <input type="radio"/>                  | <input checked="" type="radio"/> | <input type="text" value=""/>             |
| Dermatology                          | <input type="radio"/>                  | <input checked="" type="radio"/> | <input type="text" value=""/>             |
| Emergency Medicine                   | <input checked="" type="radio"/>       | <input type="radio"/>            | Coverage of emergency department call     |
| Endocrinology, Diabetes & Metabolism | <input type="radio"/>                  | <input checked="" type="radio"/> | <input type="text" value=""/>             |
| Family Practice/General Practice     | <input type="radio"/>                  | <input checked="" type="radio"/> | <input type="text" value=""/>             |
| Geriatrics                           | <input type="radio"/>                  | <input checked="" type="radio"/> | <input type="text" value=""/>             |
| Internal Medicine                    | <input checked="" type="radio"/>       | <input type="radio"/>            | Non-resident house staff and hospitalists |
| Medical Genetics                     | <input type="radio"/>                  | <input checked="" type="radio"/> | <input type="text" value=""/>             |
| Neurological Surgery                 | <input type="radio"/>                  | <input checked="" type="radio"/> | <input type="text" value=""/>             |
| Neurology                            | <input type="radio"/>                  | <input checked="" type="radio"/> | <input type="text" value=""/>             |
| Obstetrics & Gynecology              | <input type="radio"/>                  | <input checked="" type="radio"/> | <input type="text" value=""/>             |
| Oncology-Cancer                      | <input type="radio"/>                  | <input checked="" type="radio"/> | <input type="text" value=""/>             |
| Ophthalmology                        | <input type="radio"/>                  | <input checked="" type="radio"/> | <input type="text" value=""/>             |
| Orthopedics                          | <input type="radio"/>                  | <input checked="" type="radio"/> | <input type="text" value=""/>             |
| Otololaryngology                     | <input type="radio"/>                  | <input checked="" type="radio"/> | <input type="text" value=""/>             |
| Pathology                            | <input type="radio"/>                  | <input checked="" type="radio"/> | <input type="text" value=""/>             |
| Pediatrics                           | <input type="radio"/>                  | <input checked="" type="radio"/> | <input type="text" value=""/>             |
| Physical Medicine & Rehabilitation   | <input type="radio"/>                  | <input checked="" type="radio"/> | <input type="text" value=""/>             |
| Plastic Surgery                      | <input type="radio"/>                  | <input checked="" type="radio"/> | <input type="text" value=""/>             |
| Preventive Medicine                  | <input type="radio"/>                  | <input checked="" type="radio"/> | <input type="text" value=""/>             |
| Psychiatry                           | <input type="radio"/>                  | <input checked="" type="radio"/> | <input type="text" value=""/>             |
| Radiology                            | <input type="radio"/>                  | <input checked="" type="radio"/> | <input type="text" value=""/>             |
| Surgery                              | <input type="radio"/>                  | <input checked="" type="radio"/> | <input type="text" value=""/>             |
| Urology                              | <input type="radio"/>                  | <input checked="" type="radio"/> | <input type="text" value=""/>             |
| Other (Describe)<br>NICU/PICU        | <input checked="" type="radio"/>       | <input type="radio"/>            | Non-resident house staff and hospitalists |

Q219. Please explain how you determined that the services would not otherwise be available to meet patient demand and why each subsidy was needed, including relevant data. Please provide a description for each line-item subsidy listed in Worksheet 3 of the financial report.

Q139. Please attach any files containing further information and data justifying physician subsidies your hospital.

Q224. Thank you. To edit your answers, please use the "back" button below. To submit your answers, please use the "forward" button below.

*This question was not displayed to the respondent.*

## Q135. Supplemental Questions

### Location Data

Location: [\(39.37, -76.6745\)](#)

Source: GeoIP Estimation



Q218. As required under HG§19-303, please select all of the gaps in physician availability resulting in a subsidy reported in the Worksheet 3 of financial section of Community Benefit report. Please select "No" for any physician specialty types for which you did not report a subsidy.

|  | Is there a gap resulting in a subsidy? |                                  | What type of subsidy?                     |
|--|--|----------------------------------|---|
|  | Yes                                    | No                               |   |
| Allergy & Immunology                               | <input type="radio"/>                  | <input checked="" type="radio"/> | <input type="text" value=""/>             |
| Anesthesiology                                     | <input checked="" type="radio"/>       | <input type="radio"/>            | Non-resident house staff and hospitalists |
| Cardiology   | <input type="radio"/>                  | <input checked="" type="radio"/> | <input type="text" value=""/>             |
| Dermatology  | <input type="radio"/>                  | <input checked="" type="radio"/> | <input type="text" value=""/>             |
| Emergency Medicine                                 | <input checked="" type="radio"/>       | <input type="radio"/>            | Coverage of emergency department call     |
| Endocrinology, Diabetes & Metabolism               | <input type="radio"/>                  | <input checked="" type="radio"/> | <input type="text" value=""/>             |
| Family Practice/General Practice                   | <input type="radio"/>                  | <input checked="" type="radio"/> | <input type="text" value=""/>             |
| Geriatrics   | <input type="radio"/>                  | <input checked="" type="radio"/> | <input type="text" value=""/>             |
| Internal Medicine                                  | <input checked="" type="radio"/>       | <input type="radio"/>            | Non-resident house staff and hospitalists |
| Medical Genetics                                   | <input type="radio"/>                  | <input checked="" type="radio"/> | <input type="text" value=""/>             |
| Neurological Surgery                               | <input type="radio"/>                  | <input checked="" type="radio"/> | <input type="text" value=""/>             |
| Neurology  | <input type="radio"/>                  | <input checked="" type="radio"/> | <input type="text" value=""/>             |
| Obstetrics & Gynecology                            | <input type="radio"/>                  | <input checked="" type="radio"/> | <input type="text" value=""/>             |
| Oncology-Cancer                                    | <input type="radio"/>                  | <input checked="" type="radio"/> | <input type="text" value=""/>             |
| Ophthalmology                                      | <input type="radio"/>                  | <input checked="" type="radio"/> | <input type="text" value=""/>             |
| Orthopedics  | <input type="radio"/>                  | <input checked="" type="radio"/> | <input type="text" value=""/>             |
| Otololaryngology                                   | <input type="radio"/>                  | <input checked="" type="radio"/> | <input type="text" value=""/>             |
| Pathology  | <input type="radio"/>                  | <input checked="" type="radio"/> | <input type="text" value=""/>             |
| Pediatrics   | <input checked="" type="radio"/>       | <input type="radio"/>            | Non-resident house staff and hospitalists |
| Physical Medicine & Rehabilitation                 | <input type="radio"/>                  | <input checked="" type="radio"/> | <input type="text" value=""/>             |
| Plastic Surgery                                    | <input type="radio"/>                  | <input checked="" type="radio"/> | <input type="text" value=""/>             |
| Preventive Medicine                                | <input type="radio"/>                  | <input checked="" type="radio"/> | <input type="text" value=""/>             |
| Psychiatry   | <input type="radio"/>                  | <input checked="" type="radio"/> | <input type="text" value=""/>             |
| Radiology  | <input type="radio"/>                  | <input checked="" type="radio"/> | <input type="text" value=""/>             |
| Surgery  | <input type="radio"/>                  | <input checked="" type="radio"/> | <input type="text" value=""/>             |
| Urology  | <input type="radio"/>                  | <input checked="" type="radio"/> | <input type="text" value=""/>             |
| Other. (Describe)<br><input type="text" value=""/> | <input type="radio"/>                  | <input checked="" type="radio"/> | <input type="text" value=""/>             |

Q219. Please explain how you determined that the services would not otherwise be available to meet patient demand and why each subsidy was needed, including relevant data. Please provide a description for each line-item subsidy listed in Worksheet 3 of the financial report.

Physician subsidies have become necessary to ensure that all patients requiring anesthesia, behavioral health, NICU, PICU, radiology, perinatology and general medicine care have the access they need both on an inpatient and outpatient basis, including 24/7 coverage. Sinai Hospital provides coverage in each of these areas through contracted physicians, House Staff or Hospitalists and allocates a significant amount of resources to sustain these programs. To help ease the effects of uncompensated care on physicians and address the gap in care for our patients, Sinai Hospital contracts with various specialists to ensure 24/7 coverage in the ED. Hospital-employed physicians are required to see medical underserved, uninsured, Medicare and Medicaid patients.

Q139. Please attach any files containing further information and data justifying physician subsidies your hospital.

Q224. Thank you. To edit your answers, please use the "back" button below. To submit your answers, please use the "forward" button below.

#### Location Data

Location: [\(39.3407, -76.6753\)](#)

Source: GeoIP Estimation

