

SHEPPARD PRATT HEALTH SYSTEM

**HEALTH SERVICES COST REVIEW
COMMISSION**

RATE REVIEW SYSTEM

FOR THE FISCAL YEAR ENDED JUNE 30, 2018

INPATIENTS AND PATIENT DAYS

V1

INSTITUTION NAME: Sheppard Pratt Health System

FISCAL YEAR

6/30/2018

INSTITUTION NUMBER: 214000

			COL. 1	COL. 2	COL. 3	COL. 4	COL. 5	COL. 6
REPORTING SCHEDULE		CENTER	ADMISSIONS	PATIENT DAYS	INTRA HOSPITAL TRANSFERS IN	LENGTH OF STAY	AVERAGE LICENSED BEDS	% OCCUPANCY
			RECORDS	RECORDS	RECORDS	COL 2 / (COL 1 + COL 3)	RECORDS	COL 2 / COL 5 * 365
D01	MSG	Med/Surg Acute	0	0	0	0.0	0	0.000
D02	PED	Pediatric Acute	0	0	0	0.0	0	0.000
D03	PSY	Psychiatric Acute	0	0	0	0.0	0	0.000
D04	OBS	Obstetrics Acute	0	0	0	0.0	0	0.000
D05	DEF	Definitive Observation	0	0	0	0.0	0	0.000
D06	MIS	Med/Surg Intensive Care	0	0	0	0.0	0	0.000
D07	CCU	Coronary Care	0	0	0	0.0	0	0.000
D08	PIC	Pediatric Intensive Care	0	0	0	0.0	0	0.000
D09	NEO	Neonatal Intensive Care	0	0	0	0.0	0	0.000
D10	BUR	Burn Care	0	0	0	0.0	0	0.000
D11	PSI	Psychiatric Intensive Care	0	0	0	0.0	0	0.000
D12	TRM	Shock Trauma	0	0	0	0.0	0	0.000
D13	ONC	Oncology	0	0	0	0.0	0	0.000
D16	ECF	Skilled Nursing Care	0	0	0	0.0	0	0.000
D17	CRH	Chronic Care	0	0	0	0.0	0	0.000
D52	ADD	Adolescent Dual Diagnosed	130	4,626	0	35.6	0	0.000
D54	RHB	Rehabilitation	0	0	0	0.0	0	0.000
D70	PAD	Psychiatric Adult	4,984	60,750	0	12.2	318	0.523
D71	PCD	Psychiatric Child/Adolescent	2,758	31,633	0	11.5	96	0.903
D73	PSG	Psychiatric Geriatric	473	11,083	0	23.4	0	0.000
D82	PSD	Pediatric Step-Down	0	0	0	0.0	0	0.000
		SUBTOTAL	8,345	108,092	0	13.0	414	0.715
D14	NUR	Newborn Nursery	0	0	0	0.0	0	
D15	PRE	Premature Nursery	0	0	0	0.0	0	
		TOTAL	8,345	108,092	0	13.0	414	0.715

OUTPATIENT VISITS

V2

INSTITUTION NAME: Sheppard Pratt Health System

FISCAL YEAR 6/30/2018

INSTITUTION NUMBER: 214000

			COL. 1	COL. 2	COL. 3	COL. 4	COL. 5	COL. 6
REPORTING SCHEDULE		CENTER	INPATIENT VISITS	OUTPATIENT VISITS	TOTAL VISITS	INPATIENT RVUS	OUTPATIENT RVUS	TOTAL RVUS
			RECORDS	RECORDS	COL 1 + COL 2	RECORDS	RECORDS	COL 4 + COL 5
D18	EMG	Emergency Services	0	0	0	0	0	0
D19	CL	Clinical Services	0	9,201	9,201	0	66,838	66,838
D20	PDC	Psych. Day & Night Care	0	62,941	62,941			
D22	SDS	Same Day Surgery	0	0	0			
D50	FSE	Free Standing Emergency	0	0	0			
D55	OBV	Observation	0	108	108	0	2,473	2,473
D58	OCL	Oncology O/P Clinic	0	0	0	0	0	0
D83	CL-340	340B Clinic Services				0	0	0
	TOTAL		0	72,250	72,250	0	69,311	69,311

ANCILLARY SERVICE UNITS

V3

INSTITUTION NAME: Sheppard Pratt Health System FISCAL YEAR 6/30/2018

INSTITUTION NUMBER: 214000

		COL. 1	COL. 2	COL. 3	COL. 4	
REPORTING SCHEDULE		CENTER	UNIT OF MEASURE	INPATIENT VOLUME	OUTPATIENT VOLUME	TOTAL VOLUME
			RECORDS	RECORDS	COL 1 + COL 2	
D23	DEL	Labor & Delivery Services	MD RVUs	0	0	0
D24	OR	Operating Room	Minutes	0	0	0
D24A	ORC	Operating Room Clinic	Minutes	0	0	0
D25	ANS	Anesthesiology	Minutes	0	0	0
D28	LAB	Laboratory Services	MD RVUs	1,400,367	9,769	1,410,136
D30	EKG	Electrocardiography	1974 California RV	16,788	864	17,652
D31	IRC	Interventional Radiology / Cardiovascular	MD RVUs	0	0	0
D32	RAD	Radiology-Diagnostic	HSCRC RVUs	12,370	0	12,370
D33	CAT	CT Scanner	HSCRC RVUs	0	0	0
D34	RAT	Radiology-Therapeutic	MD RVUs	0	0	0
D35	NUC	Nuclear Medicine	HSCRC RVUs	0	0	0
D36	RES	Respiratory Therapy	MD RVUs	0	0	0
D37	PUL	Pulmonary Function Testing	MD RVUs	0	0	0
D38	EEG	Electroencephalography	1974 California RV	10,706	0	10,706
D39	PTH	Physical Therapy	MD RVUs	0	0	0
D40	OTH	Occupational Therapy	MD RVUs	0	0	0
D41	STH	Speech Language Pathology	MD RVUs	0	0	0
D42	REC	Recreational Therapy	Treatments	0	0	0
D43	AUD	Audiology	MD RVUs	0	0	0
D44	OPM	Other Physical Medicine	Treatments	0	0	0
D45	RDL	Renal Dialysis	Treatments	0	0	0
D46	OA	Organ Acquisition	Treatments	0	0	0
D48	LEU	Leukopheresis	JHU RVUs	0	0	0
D49	HYP	Hyperbaric Chamber	Hours of Treatment	0	0	0
D51	MRI	Magnetic Resonance Imaging	HSCRC RVUs	3,923	0	3,923
D53	LIT	Lithotripsy	# of Procedures	0	0	0
D56	AMR	Ambulance Services-Rebundled	HSCRC RVUs	0	0	0
D77	PST	Psychological Testing	Hours	0	0	0
D80	ETH	Electroconvulsive Therapy	Treatments	1,486	2,168	3,654
D84	RAT-340	340B Radiology - Therapeutic	MD RVUs	0	0	0
D85	ORC-340	340B OR Clinic Services	Minutes	0	0	0
D86	LAB-340	340B Laboratory Services	MD RVUs	0	0	0
D87	CDS-340	340B Drugs	EIPA	0	0	0

EQUIVALENT INPATIENT DAYS AND ADMISSIONS

V5

INSTITUTION NAME: Sheppard Pratt Health System FISCAL YEAR 6/30/2018
 INSTITUTION NUMBER: 214000

EQUIVALENT INPATIENT DAYS (EIPDs)	SOURCE	FISCAL YEAR
-----------------------------------	--------	-------------

INPATIENT DATA - BASE YEAR

COL. 1

COL. 2

A	GROSS INPATIENT REVENUE	RECORDS, BUDGET	139,786.9	A
B	INPATIENT GRANT REVENUE	RECORDS, BUDGET	0.0	B
C	TOTAL INPATIENT REVENUE *	A + B	139,786.9	C
D	TOTAL INPATIENT DAYS (IPDs) (EXCLUDING NURSERY)	SCHD V 1 D	108,092	D
E	INPATIENT UNIT REVENUE	C / D	1.29322	E
F	GROSS OUTPATIENT REVENUE	RECORDS, BUDGET	16,344.2	F
G	OUTPATIENT GRANT REVENUE	RECORDS, BUDGET	0.0	G
H	TOTAL OUTPATIENT REVENUE *	F + G	16,344.2	H
I	TOTAL OUTPATIENT VISITS	SCH V 2 B	72,250	I
J	OUTPATIENT UNIT REVENUE	H / I	0.22622	J
K	INPATIENT - OUTPATIENT UNIT REVENUE RATIO	E / J	5.71665	K
L	INPATIENT EQUIVALENT OF OUTPATIENT VISITS	I / K	12,639	L
M	EQUIVALENT INPATIENT DAYS (EIPDs)	D + L	120,730	M

EQUIVALENT INPATIENT ADMISSIONS (EIPAs)	SOURCE	FISCAL YEAR
---	--------	-------------

N	TOTAL INPATIENT ADMISSIONS	SCH V 1 D	8,345	N
O	INPATIENT UNIT REVENUE	C / N	16.75097	O
P	OUTPATIENT UNIT REVENUE	H / I	0.22622	P
Q	INPATIENT - OUTPATIENT UNIT REVENUE RATIO	O / P	74.04725	Q
R	INPATIENT EQUIVALENT OF OUTPATIENT VISITS	I / Q	976	R
S	EQUIVALENT INPATIENT ADMISSIONS (EIPAs)	N + R	9,321	U

UNASSIGNED EXPENSES

UA

INSTITUTION NAME: Sheppard Pratt Health System

FISCAL YEAR 6/30/2018

INSTITUTION NUMBER: 214000

	COL. 1	COL. 2	COL. 3	COL. 4	COL. 5	COL. 6	COL. 7	COL. 8	COL. 9	COL. 10
SOURCE	MALPRACTICE INSURANCE	OTHER INSURANCE	MEDICAL CARE REVIEW	SUB-TOTAL	DEPRECIATION & AMORTIZATIO	LEASES & RENTALS	LICENSES & TAXES	INTEREST SHORT TERM	INTEREST LONG TERM	TOTAL EXPENSES

FISCAL YEAR DATA

		MAL	OIN	MCR	DEP	LEA	LIC	IST	ILT				
A	BASE YEAR EXPENSES	RECORDS	782.0	1,051.2	1,207.3	3,040.5	14,444.5	3,022.7	116.9	0.0	2,837.4	23,462.0	A
B	ALLOC. TO AUX. ENTERPRISES & UNREGULATED SERVICES	RECORDS	(131.4)	(341.9)	0.0	(473.2)	(4,802.6)	(936.6)	0.0	0.0	(722.8)	(6,935.3)	B
C	FISCAL YEAR EXP. - ADJUSTED	A + B	650.6	709.3	1,207.3	2,567.3	9,641.9	2,086.1	116.9	0.0	2,114.6	16,526.7	C

HOSPITAL BASED PHYSICIANS

P1 A

INSTITUTION NAME: Sheppard Pratt Health System FISCAL YEAR 6/30/2018

INSTITUTION NUMBER: 214000

			COL 1	COL 2	COL 3	COL 4	COL 5	COL 6	COL 7	
COST CENTER	CODE	Research	Chief of Medical Staff	Medical Care Review	Administration & Supervision	Part B Services	EDUCATION	TOTAL		
A1	Medical Staff Administration	MSA	0.0	0.0	0.0	0.0	0.0	0.0	0.0	A1
A2	Med/Surg Acute	MSG	0.0	0.0	0.0	0.0	0.0	0.0	0.0	A2
A3	Pediatric Acute	PED	0.0	0.0	0.0	0.0	0.0	0.0	0.0	A3
A4	Psychiatric Acute	PSY	0.0	0.0	0.0	0.0	0.0	0.0	0.0	A4
A5	Obstetrics Acute	OBS	0.0	0.0	0.0	0.0	0.0	0.0	0.0	A5
A6	Definitive Observation	DEF	0.0	0.0	0.0	0.0	0.0	0.0	0.0	A6
A7	Med/Surg Intensive Care	MIS	0.0	0.0	0.0	0.0	0.0	0.0	0.0	A7
A8	Coronary Care	CCU	0.0	0.0	0.0	0.0	0.0	0.0	0.0	A8
A9	Pediatric Intensive Care	PIC	0.0	0.0	0.0	0.0	0.0	0.0	0.0	A9
A10	Neonatal Intensive Care	NEO	0.0	0.0	0.0	0.0	0.0	0.0	0.0	A10
A11	Burn Care	BUR	0.0	0.0	0.0	0.0	0.0	0.0	0.0	A11
A12	Psychiatric Intensive Care	PSI	0.0	0.0	0.0	0.0	0.0	0.0	0.0	A12
A13	Shock Trauma	TRM	0.0	0.0	0.0	0.0	0.0	0.0	0.0	A13
A14	Oncology	ONC	0.0	0.0	0.0	0.0	0.0	0.0	0.0	A14
A15	Newborn Nursery	NUR	0.0	0.0	0.0	0.0	0.0	0.0	0.0	A15
A16	Premature Nursery	PRE	0.0	0.0	0.0	0.0	0.0	0.0	0.0	A16
A17	Chronic Care	CRH	0.0	0.0	0.0	0.0	0.0	0.0	0.0	A17
A18	Emergency Services	EMG	0.0	0.0	0.0	0.0	0.0	0.0	0.0	A18
A19	Clinical Services	CL	0.0	0.0	0.0	0.0	104.3	0.0	104.3	A19
A20	Psych. Day & Night Care	PDC	0.0	0.0	0.0	165.2	0.0	30.5	195.6	A20
A21	Ambulatory Surgery (PBP)	AMS	0.0	0.0	0.0	0.0	0.0	0.0	0.0	A21
A22	Same Day Surgery	SDS	0.0	0.0	0.0	0.0	0.0	0.0	0.0	A22
A23	Labor & Delivery Services	DEL	0.0	0.0	0.0	0.0	0.0	0.0	0.0	A23
A24	Operating Room	OR	0.0	0.0	0.0	0.0	0.0	0.0	0.0	A24
A25	Operating Room Clinic	ORC	0.0	0.0	0.0	0.0	0.0	0.0	0.0	A25
A26	Anesthesiology	ANS	0.0	0.0	0.0	0.0	0.0	0.0	0.0	A26
A27	Laboratory Services	LAB	0.0	0.0	0.0	0.0	0.0	0.0	0.0	A27
A28	Electrocardiography	EKG	0.0	0.0	0.0	0.0	0.0	0.0	0.0	A28
A29	Interventional Radiology / Cardiovascular	IRC	0.0	0.0	0.0	0.0	0.0	0.0	0.0	A29
A30	Radiology-Diagnostic	RAD	0.0	0.0	0.0	0.0	0.0	0.0	0.0	A30
A31	CT Scanner	CAT	0.0	0.0	0.0	0.0	0.0	0.0	0.0	A31
A32	Radiology-Therapeutic	RAT	0.0	0.0	0.0	0.0	0.0	0.0	0.0	A32
A33	Nuclear Medicine	NUC	0.0	0.0	0.0	0.0	0.0	0.0	0.0	A33
A34	Respiratory Therapy	RES	0.0	0.0	0.0	0.0	0.0	0.0	0.0	A34

HOSPITAL BASED PHYSICIANS

P1 B

INSTITUTION NAME: Sheppard Pratt Health System FISCAL YEAR 6/30/2018

INSTITUTION NUMBER: 214000

		COL 1	COL 2	COL 3	COL 4	COL 5	COL 6	COL 7		
COST CENTER	CODE	Research	Chief of Medical Staff	Medical Care Review	Administration & Supervision	Part B Services	EDUCATION	TOTAL		
A35	Pulmonary Function Testing	PUL	0.0	0.0	0.0	0.0	0.0	0.0	0.0	A35
A36	Electroencephalography	EEG	0.0	0.0	0.0	0.0	0.0	0.0	0.0	A36
A37	Physical Therapy	PTH	0.0	0.0	0.0	0.0	0.0	0.0	0.0	A37
A38	Occupational Therapy	OTH	0.0	0.0	0.0	0.0	0.0	0.0	0.0	A38
A39	Speech Language Pathology	STH	0.0	0.0	0.0	0.0	0.0	0.0	0.0	A39
A40	Recreational Therapy	REC	0.0	0.0	0.0	0.0	0.0	0.0	0.0	A40
A41	Audiology	AUD	0.0	0.0	0.0	0.0	0.0	0.0	0.0	A41
A42	Other Physical Medicine	OPM	0.0	0.0	0.0	0.0	0.0	0.0	0.0	A42
A43	Renal Dialysis	RDL	0.0	0.0	0.0	0.0	0.0	0.0	0.0	A43
A44	Organ Acquisition	OA	0.0	0.0	0.0	0.0	0.0	0.0	0.0	A44
A45	Ambulatory Surgery	AOR	0.0	0.0	0.0	0.0	0.0	0.0	0.0	A45
A46	Leukopheresis	LEU	0.0	0.0	0.0	0.0	0.0	0.0	0.0	A46
A47	Hyperbaric Chamber	HYP	0.0	0.0	0.0	0.0	0.0	0.0	0.0	A47
A48	Free Standing Emergency	FSE	0.0	0.0	0.0	0.0	0.0	0.0	0.0	A48
A49	Magnetic Resonance Imaging	MRI	0.0	0.0	0.0	0.0	0.0	0.0	0.0	A49
A50	Adolescent Dual Diagnosed	ADD	0.0	0.0	0.0	39.5	0.0	0.0	39.5	A50
A51	Lithotripsy	LIT	0.0	0.0	0.0	0.0	0.0	0.0	0.0	A51
A52	Rehabilitation	RHB	0.0	0.0	0.0	0.0	0.0	0.0	0.0	A52
A53	Observation	OBV	0.0	0.0	0.0	0.0	0.0	0.0	0.0	A53
A54	Transurethral Microwave Thermotherapy	TMT	0.0	0.0	0.0	0.0	0.0	0.0	0.0	A54
A55	Oncology O/P Clinic	OCL	0.0	0.0	0.0	0.0	0.0	0.0	0.0	A55
A56	Transurethral Needle Ablation	TNA	0.0	0.0	0.0	0.0	0.0	0.0	0.0	A56
A57	Psychiatric Adult	PAD	0.0	0.0	0.0	603.0	0.0	254.0	857.0	A57
A58	Psychiatric Child/Adolescent	PCD	0.0	0.0	0.0	272.7	0.0	63.5	336.2	A58
A59	Psychiatric Geriatric	PSG	0.0	0.0	0.0	147.4	0.0	0.0	147.4	A59
A60	Individual Therapies	ITH	0.0	0.0	0.0	0.0	0.0	0.0	0.0	A60
A61	Group Therapies	GTH	0.0	0.0	0.0	0.0	0.0	0.0	0.0	A61
A62	Family Therapies	FTH	0.0	0.0	0.0	0.0	0.0	0.0	0.0	A62
A63	Psychological Testing	PST	0.0	0.0	0.0	0.0	0.0	0.0	0.0	A63
A64	Education	PSE	0.0	0.0	0.0	0.0	0.0	0.0	0.0	A64
A65	Other Therapies	OPT	0.0	0.0	0.0	0.0	0.0	0.0	0.0	A65
A66	Electroconvulsive Therapy	ETH	0.0	0.0	0.0	0.0	0.0	0.0	0.0	A66
A67	Activity Therapies	ATH	0.0	0.0	0.0	0.0	0.0	0.0	0.0	A67
A68	Pediatric Step-Down	PSD	0.0	0.0	0.0	0.0	0.0	0.0	0.0	A68
A69	340B Clinic Services	CL-340	0.0	0.0	0.0	0.0	0.0	0.0	0.0	A69
A70	340B Radiology - Therapeutic	RAT-340	0.0	0.0	0.0	0.0	0.0	0.0	0.0	A70
A71	340B OR Clinic Services	ORC-340	0.0	0.0	0.0	0.0	0.0	0.0	0.0	A71
A72	340B Laboratory Services	LAB-340	0.0	0.0	0.0	0.0	0.0	0.0	0.0	A72
A73	340B Drugs	CDS-340	0.0	0.0	0.0	0.0	0.0	0.0	0.0	A73
A74	Post Graduate Medical Ed	PME							0.0	A74
B	TOTALS	////////	0.0	0.0	0.0	1,227.9	104.3	348.0	1,680.2	B
Reporting Schedule										
C	Cost Center Schedule	//// ////	F01	C 13	UA	D1 - D80	P2A - P2G	P4A - P4G & P5A - P5G	//// ////	C

PHYSICIANS PART B SERVICES

P2 A

INSTITUTION NAME: Sheppard Pratt Health System

FISCAL YEAR 6/30/2018

INSTITUTION NUMBER: 214000

		COL. 1	COL. 2	COL. 3	COL. 4	COL. 5	COL. 6	COL. 7		
SOURCE		MED/SURG ACUTE	PEDIATRIC ACUTE	PSYCHIATRIC ACUTE	OBSTETRICS ACUTE	DEFINITIVE OBSERVATION	MED/SURG INTENSIVE CARE	CORONARY CARE		
		D01 MSG	D02 PED	D03 PSY	D04 OBS	D05 DEF	D06 MIS	D07 CCU		
FISCAL YEAR DATA										
A	FISCAL YEAR EXPENSES	SCH P1A,P1B	0.0	0.0	0.0	0.0	0.0	0.0	0.0	A
B	ALLOC. FROM CAFE, PARKING, ETC.	SCH. OAC	0.0	0.0	0.0	0.0	0.0	0.0	0.0	B
C	DONATED SERVICES	RECORDS								C
D	FISCAL YEAR EXPENSES ADJUSTED	A+B+C	0.0	0.0	0.0	0.0	0.0	0.0	0.0	D

INFLATION FACTORS										
E	INFLATION FACTOR	HSCRC								E

FTE DATA										
J	ADJ. FISCAL YEAR HOURS WORKED/2080	RECORDS	0.0	0.0	0.0	0.0	0.0	0.0	0.0	F

		COL. 1	COL. 2	COL. 3	COL. 4	COL. 5	COL. 6	COL. 7		
SOURCE		PEDIATRIC INTENSIVE CARE	NEONATAL INTENSIVE CARE	BURN CARE	PSYCHIATRIC INTENSIVE CARE	SHOCK TRAUMA	ONCOLOGY	NEWBORN NURSERY		
		D08 PIC	D09 NEO	D10 BUR	D11 PSI	D12 TRM	D13 ONC	D14 NUR		
FISCAL YEAR DATA										
A	FISCAL YEAR EXPENSES	SCH P1A,P1B	0	0	0	0	0	0	0	A
B	ALLOC. FROM CAFE, PARKING, ETC.	SCH. OAC,D	0.0	0.0	0.0	0.0	0.0	0.0	0.0	B
C	DONATED SERVICES	RECORDS								C
D	FISCAL YEAR EXPENSES ADJUSTED	A+B+C	0.0	0.0	0.0	0.0	0.0	0.0	0.0	D

INFLATION FACTORS										
E	INFLATION FACTOR	HSCRC								E

FTE DATA										
J	ADJ. FISCAL YEAR HOURS WORKED/2080	RECORDS	0.0	0.0	0.0	0.0	0.0	0.0	0.0	F

PHYSICIANS PART B SERVICES

P2 B

INSTITUTION NAME: Sheppard Pratt Health System

FISCAL YEAR 6/30/2018

INSTITUTION NUMBER: 214000

		COL. 1	COL. 2	COL. 3	COL. 4	COL. 5	COL. 6	COL. 7		
SOURCE		PREMATURE NURSERY	CHRONIC CARE	EMERGENCY SERVICES	CLINICAL SERVICES	PSYCH. DAY & NIGHT CARE	AMBULATORY SURGERY (PBP)	SAME DAY SURGERY		
		D15 PRE	D17 CRH	D18 EMG	D19 CL	D20 PDC	D21 AMS	D22 SDS		
FISCAL YEAR DATA										
A	FISCAL YEAR EXPENSES	SCH P1A,P1B	0.0	0.0	0.0	104.3	0.0	0.0	0.0	A
B	ALLOC. FROM CAFE, PARKING, ETC.	SCH. OAD	0.0	0.0	0.0	0.0	0.0	0.0	0.0	B
C	DONATED SERVICES	RECORDS								C
D	FISCAL YEAR EXPENSES ADJUSTED	A+B+C	0.0	0.0	0.0	104.3	0.0	0.0	0.0	D

INFLATION FACTORS										
E	INFLATION FACTOR	HSCRC								E

FTE DATA										
J	ADJ. FISCAL YEAR HOURS WORKED/2080	RECORDS	0.0	0.0	0.0	0.0	0.0	0.0	0.0	F

		COL. 1	COL. 2	COL. 3	COL. 4	COL. 5	COL. 6	COL. 7		
SOURCE		LABOR & DELIVERY SERVICES	OPERATING ROOM	OPERATING ROOM CLINIC	ANESTHESIOLOGY	LABORATORY SERVICES	ELECTROCARDIOGRAPHY	INTERVENTIONAL RADIOLOGY / CARDIOVASCULAR		
		D23 DEL	D24 OR	D24a ORC	D25 ANS	D28 LAB	D30 EKG	D31 IRC		
FISCAL YEAR DATA										
A	FISCAL YEAR EXPENSES	SCH P1A,P1B	0.0	0.0	0.0	0.0	0.0	0.0	0.0	A
B	ALLOC. FROM CAFE, PARKING, ETC.	SCH. OAD	0.0	0.0	0.0	0.0	0.0	0.0	0.0	B
C	DONATED SERVICES	RECORDS								C
D	FISCAL YEAR EXPENSES ADJUSTED	A+B+C	0.0	0.0	0.0	0.0	0.0	0.0	0.0	D

INFLATION FACTORS										
E	INFLATION FACTOR	HSCRC								E

FTE DATA										
J	ADJ. FISCAL YEAR HOURS WORKED/2080	RECORDS	0.0	0.0	0.0	0.0	0.0	0.0	0.0	F

PHYSICIANS PART B SERVICES

P2 C

INSTITUTION NAME: Sheppard Pratt Health System

FISCAL YEAR 6/30/2018

INSTITUTION NUMBER: 214000

		COL. 1	COL. 2	COL. 3	COL. 4	COL. 5	COL. 6	COL. 7		
SOURCE		RADIOLOGY-DIAGNOSTIC	CT SCANNER	RADIOLOGY-THERAPEUTIC	NUCLEAR MEDICINE	RESPIRATORY THERAPY	PULMONARY FUNCTION TESTING	ELECTROENCEPHALOGRAPHY		
		D32 RAD	D33 CAT	D34 RAT	D35 NUC	D36 RES	D37 PUL	D38 EEG		
FISCAL YEAR DATA										
A	FISCAL YEAR EXPENSES	SCH P1A,P1B	0.0	0.0	0.0	0.0	0.0	0.0	0.0	A
B	ALLOC. FROM CAFE, PARKING, ETC.	SCH. OAD	0.0	0.0	0.0	0.0	0.0	0.0	0.0	B
C	DONATED SERVICES	RECORDS								C
D	FISCAL YEAR EXPENSES ADJUSTED	A+B+C	0.0	0.0	0.0	0.0	0.0	0.0	0.0	D

INFLATION FACTORS										
E	INFLATION FACTOR	HSCRC								E

FTE DATA										
J	ADJ. FISCAL YEAR HOURS WORKED/2080	RECORDS	0.0	0.0	0.0	0.0	0.0	0.0	0.0	F

		COL. 1	COL. 2	COL. 3	COL. 4	COL. 5	COL. 6	COL. 7		
SOURCE		PHYSICAL THERAPY	OCCUPATIONAL THERAPY	SPEECH LANGUAGE PATHOLOGY	RECREATIONAL THERAPY	AUDIOLOGY	OTHER PHYSICAL MEDICINE	RENAL DIALYSIS		
		D39 PTH	D40 OTH	D41 STH	D42 REC	D43 AUD	D44 OPM	D45 RDL		
FISCAL YEAR DATA										
A	FISCAL YEAR EXPENSES	SCH P1A,P1B	0.0	0.0	0.0	0.0	0.0	0.0	0.0	A
B	ALLOC. FROM CAFE, PARKING, ETC.	SCH. OAD	0.0	0.0	0.0	0.0	0.0	0.0	0.0	B
C	DONATED SERVICES	RECORDS								C
D	FISCAL YEAR EXPENSES ADJUSTED	A+B+C	0.0	0.0	0.0	0.0	0.0	0.0	0.0	D

INFLATION FACTORS										
E	INFLATION FACTOR	HSCRC								E

FTE DATA										
J	ADJ. FISCAL YEAR HOURS WORKED/2080	RECORDS	0.0	0.0	0.0	0.0	0.0	0.0	0.0	F

PHYSICIANS PART B SERVICES

P2 D

INSTITUTION NAME: Sheppard Pratt Health System

FISCAL YEAR 6/30/2018

INSTITUTION NUMBER: 214000

		COL. 1	COL. 2	COL. 3	COL. 4	COL. 5	COL. 6	COL. 7		
SOURCE		ORGAN ACQUISITION	AMBULATORY SURGERY	LEUKOPHERESIS	HYPERBARIC CHAMBER	FREE STANDING EMERGENCY	MAGNETIC RESONANCE IMAGING	ADOLESCENT DUAL DIAGNOSED		
		D46 OA	D47 AOR	D48 LEU	D49 HYP	D50 FSE	D51 MRI	D52 ADD		
FISCAL YEAR DATA										
A	FISCAL YEAR EXPENSES	SCH P1A,P1B	0.0	0.0	0.0	0.0	0.0	0.0	0.0	A
B	ALLOC. FROM CAFE, PARKING, ETC.	SCH. OAC-H	0.0	0.0	0.0	0.0	0.0	0.0	0.0	B
C	DONATED SERVICES	RECORDS								C
D	FISCAL YEAR EXPENSES ADJUSTED	A+B+C	0.0	0.0	0.0	0.0	0.0	0.0	0.0	D

INFLATION FACTORS										
E	INFLATION FACTOR	HSCRC								E

FTE DATA										
J	ADJ. FISCAL YEAR HOURS WORKED/2080	RECORDS	0.0	0.0	0.0	0.0	0.0	0.0	0.0	F

		COL. 1	COL. 2	COL. 3	COL. 4	COL. 5	COL. 6	COL. 7		
SOURCE		LITHOTRIPSY	REHABILITATION	OBSERVATION	TRANSURETHAL MICROWAVE THERMOTHERAPY	ONCOLOGY O/P CLINIC	TRANSURETHAL NEEDLE ABLATION	PSYCHIATRIC ADULT		
		D53 LIT	D54 RHB	D55 OBV	D57 TMT	D58 OCL	D59 TNA	D70 PAD		
FISCAL YEAR DATA										
A	FISCAL YEAR EXPENSES		0.0	0.0	0.0	0.0	0.0	0.0	0.0	A
B	ALLOC. FROM CAFE, PARKING, ETC.	OOA-OOI	0.0	0.0	0.0	0.0	0.0	0.0	0.0	B
C	DONATED SERVICES	RECORDS								C
D	FISCAL YEAR EXPENSES ADJUSTED	A+B+C	0.0	0.0	0.0	0.0	0.0	0.0	0.0	D

INFLATION FACTORS										
E	INFLATION FACTOR	HSCRC								E

FTE DATA										
J	ADJ. FISCAL YEAR HOURS WORKED/2080	RECORDS	0.0	0.0	0.0	0.0	0.0	0.0	0.0	F

PHYSICIANS PART B SERVICES

P2 E

INSTITUTION NAME: Sheppard Pratt Health System

FISCAL YEAR 6/30/2018

INSTITUTION NUMBER: 214000

		COL. 1	COL. 2	COL. 3	COL. 4	COL. 5	COL. 6	COL. 7		
SOURCE		PSYCHIATRIC CHILD/ADOLESCEN T	PSYCHIATRIC GERIATRIC	INDIVIDUAL THERAPIES	GROUP THERAPIES	FAMILY THERAPIES	PSYCHOLOGICA L TESTING	EDUCATION		
		D71 PCD	D73 PSG	D74 ITH	D75 GTH	D76 FTH	D77 PST	D78 PSE		
FISCAL YEAR DATA										
A	FISCAL YEAR EXPENSES	0.0	0.0	0.0	0.0	0.0	0.0	0.0	0.0	A
B	ALLOC. FROM CAFE, PARKING, ETC.	0.0	0.0	0.0	0.0	0.0	0.0	0.0	0.0	B
C	DONATED SERVICES	RECORDS								C
D	FISCAL YEAR EXPENSES ADJUSTED	0.0	0.0	0.0	0.0	0.0	0.0	0.0	0.0	D

INFLATION FACTORS										
E	INFLATION FACTOR	HSCRC								E

FTE DATA										
J	ADJ. FISCAL YEAR HOURS WORKED/2080	RECORDS	0.0	0.0	0.0	0.0	0.0	0.0	0.0	F

		COL. 1	COL. 2	COL. 3	COL. 4	COL. 5	COL. 6	COL. 7		
SOURCE		OTHER THERAPIES	ELECTROCONVU LSIVE THERAPY	ACTIVITY THERAPIES	PEDIATRIC STEP- DOWN	340B CLINIC SERVICES	340B RADIOLOGY - THERAPEUTIC	340B OR CLINIC SERVICES		
		D79 OPT	D80 ETH	D81 ATH	D82 PSD	D83 CL-340	D84 RAT-340	D85 ORC-340		
FISCAL YEAR DATA										
A	FISCAL YEAR EXPENSES	0.0	0.0	0.0	0.0	0.0	0.0	0.0	0.0	A
B	ALLOC. FROM CAFE, PARKING, ETC.	0.0	0.0	0.0	0.0	0.0	0.0	0.0	0.0	B
C	DONATED SERVICES	RECORDS								C
D	FISCAL YEAR EXPENSES ADJUSTED	0.0	0.0	0.0	0.0	0.0	0.0	0.0	0.0	D

INFLATION FACTORS										
E	INFLATION FACTOR	HSCRC								E

FTE DATA										
J	ADJ. FISCAL YEAR HOURS WORKED/2080	RECORDS	0.0	0.0	0.0	0.0	0.0	0.0	0.0	F

PHYSICIANS PART B SERVICES

P2 F

INSTITUTION NAME: Sheppard Pratt Health System

FISCAL YEAR 6/30/2018

INSTITUTION NUMBER: 214000

	COL. 1	COL. 2	COL. 3	COL. 4	COL. 5	COL. 6	COL. 7
SOURCE	340B LABORATORY SERVICES	340B DRUGS					TOTAL EXPENSES

D86 LAB-340 D87 CDS-340

FISCAL YEAR DATA

A	FISCAL YEAR EXPENSES		0.0	0.0				104.3	A
B	ALLOC. FROM CAFE, PARKING, ETC.	OOA-OOI	0.0	0.0				0.0	B
C	DONATED SERVICES	RECORDS						0.0	C
D	FISCAL YEAR EXPENSES ADJUSTED	A+B+C	0.0	0.0				104.3	D

INFLATION FACTORS

E	INFLATION FACTOR	HSCRC							E
---	------------------	-------	--	--	--	--	--	--	---

FTE DATA

J	ADJ. FISCAL YEAR HOURS WORKED/2080	RECORDS	0.0	0.0				0.0	F
---	------------------------------------	---------	-----	-----	--	--	--	-----	---

**RESIDENT, INTERN SERVICES
ELIGIBLE**

P4 A

INSTITUTION NAME: Sheppard Pratt Health System

FISCAL YEAR 6/30/2018

INSTITUTION NUMBER: 214000

		COL. 1	COL. 2	COL. 3	COL. 4	COL. 5	COL. 6	COL. 7		
SOURCE		MED/SURG ACUTE	PEDIATRIC ACUTE	PSYCHIATRIC ACUTE	OBSTETRICS ACUTE	DEFINITIVE OBSERVATION	MED/SURG INTENSIVE CARE	CORONARY CARE		
		D01 MSG	D02 PED	D03 PSY	D04 OBS	D05 DEF	D06 MIS	D07 CCU		
FISCAL YEAR DATA										
A	FISCAL YEAR WAGES & SALARIES	RECORDS	0.0	0.0	0.0	0.0	0.0	0.0	0.0	A
B	FISCAL YEAR PHYSICIAN SUPERVISION	SCH. P1A	0.0	0.0	0.0	0.0	0.0	0.0	0.0	B
C	FISCAL YEAR OTHER EXPENSES	RECORDS	0.0	0.0	0.0	0.0	0.0	0.0	0.0	C
D	TOTAL FISCAL YEAR EXPENSES	A+B+C	0.0	0.0	0.0	0.0	0.0	0.0	0.0	D
E	ALLOC. FROM CAFE, PARKING, ETC.	SCH. OA	0.0	0.0	0.0	0.0	0.0	0.0	0.0	E
F	FISCAL YEAR EXPENSES ADJUSTED	D+E	0.0	0.0	0.0	0.0	0.0	0.0	0.0	F

INFLATION FACTORS										
G	INFLATION FACTOR-WAGES & SALARIES	HSCRC								G
H	INFLATION FACTOR - OTHER	HSCRC								H

FTE DATA										
I	FISCAL YEAR HOURS WORKED/2080 (A)	RECORDS	0.0	0.0	0.0	0.0	0.0	0.0	0.0	I
J	FISCAL YEAR HOURS WORKED/2080 (B)	RECORDS	0.0	0.0	0.0	0.0	0.0	0.0	0.0	J

RESIDENT, INTERN SERVICES

P4 B

ELIGIBLE

INSTITUTION NAME: Sheppard Pratt Health System

FISCAL YEAR 6/30/2018

INSTITUTION NUMBER: 214000

		COL. 1	COL. 2	COL. 3	COL. 4	COL. 5	COL. 6	COL. 7		
SOURCE		PEDIATRIC INTENSIVE CARE	NEONATAL INTENSIVE CARE	BURN CARE	PSYCHIATRIC INTENSIVE CARE	SHOCK TRAUMA	ONCOLOGY	NEWBORN NURSERY		
		D08 PIC	D09 NEO	D10 BUR	D11 PSI	D12 TRM	D13 ONC	D14 NUR		
FISCAL YEAR DATA										
A	FISCAL YEAR WAGES & SALARIES	RECORDS	0.0	0.0	0.0	0.0	0.0	0.0	0.0	A
B	FISCAL YEAR PHYSICIAN SUPERVISION	SCH. P1A	0.0	0.0	0.0	0.0	0.0	0.0	0.0	B
C	FISCAL YEAR OTHER EXPENSES	RECORDS	0.0	0.0	0.0	0.0	0.0	0.0	0.0	C
D	TOTAL FISCAL YEAR EXPENSES	A+B+C	0.0	0.0	0.0	0.0	0.0	0.0	0.0	D
E	ALLOC. FROM CAFE, PARKING, ETC.	SCH. OA	0.0	0.0	0.0	0.0	0.0	0.0	0.0	E
F	FISCAL YEAR EXPENSES ADJUSTED	D+E	0.0	0.0	0.0	0.0	0.0	0.0	0.0	F

INFLATION FACTORS										
G	INFLATION FACTOR-WAGES & SALARIES	HSCRC								G
H	INFLATION FACTOR - OTHER	HSCRC								H

FTE DATA										
I	FISCAL YEAR HOURS WORKED/2080 (A)	RECORDS	0.0	0.0	0.0	0.0	0.0	0.0	0.0	I
J	FISCAL YEAR HOURS WORKED/2080 (B)	RECORDS	0.0	0.0	0.0	0.0	0.0	0.0	0.0	J

**RESIDENT, INTERN SERVICES
ELIGIBLE**

P4 C

INSTITUTION NAME: Sheppard Pratt Health System

FISCAL YEAR 6/30/2018

INSTITUTION NUMBER: 214000

		COL. 1	COL. 2	COL. 3	COL. 4	COL. 5	COL. 6	COL. 7		
SOURCE		PREMATURE NURSERY	CHRONIC CARE	EMERGENCY SERVICES	CLINICAL SERVICES	PSYCH. DAY & NIGHT CARE	AMBULATORY SURGERY (PBP)	SAME DAY SURGERY		
		D15 PRE	D17 CRH	D18 EMG	D19 CL	D20 PDC	D21 AMS	D22 SDS		
FISCAL YEAR DATA										
A	FISCAL YEAR WAGES & SALARIES	RECORDS	0.0	0.0	0.0	0.0	95.1	0.0	0.0	A
B	FISCAL YEAR PHYSICIAN SUPERVISION	SCH. P1A	0.0	0.0	0.0	0.0	30.5	0.0	0.0	B
C	FISCAL YEAR OTHER EXPENSES	RECORDS	0.0	0.0	0.0	0.0	19.5	0.0	0.0	C
D	TOTAL FISCAL YEAR EXPENSES	A+B+C	0.0	0.0	0.0	0.0	145.1	0.0	0.0	D
E	ALLOC. FROM CAFE, PARKING, ETC.	SCH. OA	0.0	0.0	0.0	0.0	1.1	0.0	0.0	E
F	FISCAL YEAR EXPENSES ADJUSTED	D+E	0.0	0.0	0.0	0.0	146.1	0.0	0.0	F

INFLATION FACTORS										
G	INFLATION FACTOR-WAGES & SALARIES	HSCRC								G
H	INFLATION FACTOR - OTHER	HSCRC								H

FTE DATA										
I	FISCAL YEAR HOURS WORKED/2080 (A)	RECORDS	0.0	0.0	0.0	0.0	1.0	0.0	0.0	I
J	FISCAL YEAR HOURS WORKED/2080 (B)	RECORDS	0.0	0.0	0.0	0.0	0.4	0.0	0.0	J

RESIDENT, INTERN SERVICES

P4 D

ELIGIBLE

INSTITUTION NAME: Sheppard Pratt Health System

FISCAL YEAR 6/30/2018

INSTITUTION NUMBER: 214000

		COL. 1	COL. 2	COL. 3	COL. 4	COL. 5	COL. 6	COL. 7		
SOURCE		LABOR & DELIVERY SERVICES	OPERATING ROOM	OPERATING ROOM CLINIC	ANESTHESIOLOGY	LABORATORY SERVICES	ELECTROCARDIOGRAPHY	INTERVENTIONAL RADIOLOGY / CARDIOVASCULAR		
		D23 DEL	D24 OR	D24a ORC	D25 ANS	D28 LAB	D30 EKG	D31 IRC		
FISCAL YEAR DATA										
A	FISCAL YEAR WAGES & SALARIES	RECORDS	0.0	0.0	0.0	0.0	0.0	0.0	0.0	A
B	FISCAL YEAR PHYSICIAN SUPERVISION	SCH. P1A	0.0	0.0	0.0	0.0	0.0	0.0	0.0	B
C	FISCAL YEAR OTHER EXPENSES	RECORDS	0.0	0.0	0.0	0.0	0.0	0.0	0.0	C
D	TOTAL FISCAL YEAR EXPENSES	A+B+C	0.0	0.0	0.0	0.0	0.0	0.0	0.0	D
E	ALLOC. FROM CAFE, PARKING, ETC.	SCH. OA	0.0	0.0	0.0	0.0	0.0	0.0	0.0	E
F	FISCAL YEAR EXPENSES ADJUSTED	D+E	0.0	0.0	0.0	0.0	0.0	0.0	0.0	F

INFLATION FACTORS										
G	INFLATION FACTOR-WAGES & SALARIES	HSCRC								G
H	INFLATION FACTOR - OTHER	HSCRC								H

FTE DATA										
I	FISCAL YEAR HOURS WORKED/2080 (A)	RECORDS	0.0	0.0	0.0	0.0	0.0	0.0	0.0	I
J	FISCAL YEAR HOURS WORKED/2080 (B)	RECORDS	0.0	0.0	0.0	0.0	0.0	0.0	0.0	J

**RESIDENT, INTERN SERVICES
ELIGIBLE**

P4 E

INSTITUTION NAME: Sheppard Pratt Health System

FISCAL YEAR 6/30/2018

INSTITUTION NUMBER: 214000

		COL. 1	COL. 2	COL. 3	COL. 4	COL. 5	COL. 6	COL. 7		
SOURCE		RADIOLOGY- DIAGNOSTIC	CT SCANNER	RADIOLOGY- THERAPEUTIC	NUCLEAR MEDICINE	RESPIRATORY THERAPY	PULMONARY FUNCTION TESTING	ELECTROENCEPH ALOGRAPHY		
		D32 RAD	D33 CAT	D34 RAT	D35 NUC	D36 RES	D37 PUL	D38 EEG		
FISCAL YEAR DATA										
A	FISCAL YEAR WAGES & SALARIES	RECORDS	0.0	0.0	0.0	0.0	0.0	0.0	0.0	A
B	FISCAL YEAR PHYSICIAN SUPERVISION	SCH. P1A	0.0	0.0	0.0	0.0	0.0	0.0	0.0	B
C	FISCAL YEAR OTHER EXPENSES	RECORDS	0.0	0.0	0.0	0.0	0.0	0.0	0.0	C
D	TOTAL FISCAL YEAR EXPENSES	A+B+C	0.0	0.0	0.0	0.0	0.0	0.0	0.0	D
E	ALLOC. FROM CAFE, PARKING, ETC.	SCH. OA	0.0	0.0	0.0	0.0	0.0	0.0	0.0	E
F	FISCAL YEAR EXPENSES ADJUSTED	D+E	0.0	0.0	0.0	0.0	0.0	0.0	0.0	F

INFLATION FACTORS										
G	INFLATION FACTOR-WAGES & SALARIES	HSCRC								G
H	INFLATION FACTOR - OTHER	HSCRC								H

FTE DATA										
I	FISCAL YEAR HOURS WORKED/2080 (A)	RECORDS	0.0	0.0	0.0	0.0	0.0	0.0	0.0	I
J	FISCAL YEAR HOURS WORKED/2080 (B)	RECORDS	0.0	0.0	0.0	0.0	0.0	0.0	0.0	J

RESIDENT, INTERN SERVICES

P4 F

ELIGIBLE

INSTITUTION NAME: Sheppard Pratt Health System

FISCAL YEAR 6/30/2018

INSTITUTION NUMBER: 214000

		COL. 1	COL. 2	COL. 3	COL. 4	COL. 5	COL. 6	COL. 7		
SOURCE		PHYSICAL THERAPY	OCCUPATIONAL THERAPY	SPEECH LANGUAGE PATHOLOGY	RECREATIONAL THERAPY	AUDIOLOGY	OTHER PHYSICAL MEDICINE	RENAL DIALYSIS		
		D39 PTH	D40 OTH	D41 STH	D42 REC	D43 AUD	D44 OPM	D45 RDL		
FISCAL YEAR DATA										
A	FISCAL YEAR WAGES & SALARIES	RECORDS	0.0	0.0	0.0	0.0	0.0	0.0	0.0	A
B	FISCAL YEAR PHYSICIAN SUPERVISION	SCH. P1A	0.0	0.0	0.0	0.0	0.0	0.0	0.0	B
C	FISCAL YEAR OTHER EXPENSES	RECORDS	0.0	0.0	0.0	0.0	0.0	0.0	0.0	C
D	TOTAL FISCAL YEAR EXPENSES	A+B+C	0.0	0.0	0.0	0.0	0.0	0.0	0.0	D
E	ALLOC. FROM CAFE, PARKING, ETC.	SCH. OA	0.0	0.0	0.0	0.0	0.0	0.0	0.0	E
F	FISCAL YEAR EXPENSES ADJUSTED	D+E	0.0	0.0	0.0	0.0	0.0	0.0	0.0	F

INFLATION FACTORS										
G	INFLATION FACTOR-WAGES & SALARIES	HSCRC								G
H	INFLATION FACTOR - OTHER	HSCRC								H

FTE DATA										
I	FISCAL YEAR HOURS WORKED/2080 (A)	RECORDS	0.0	0.0	0.0	0.0	0.0	0.0	0.0	I
J	FISCAL YEAR HOURS WORKED/2080 (B)	RECORDS	0.0	0.0	0.0	0.0	0.0	0.0	0.0	J

**RESIDENT, INTERN SERVICES
ELIGIBLE**

P4 G

INSTITUTION NAME: Sheppard Pratt Health System

FISCAL YEAR 6/30/2018

INSTITUTION NUMBER: 214000

		COL. 1	COL. 2	COL. 3	COL. 4	COL. 5	COL. 6	COL. 7		
SOURCE		ORGAN ACQUISITION	AMBULATORY SURGERY	LEUKOPHERESIS	HYPERBARIC CHAMBER	FREE STANDING EMERGENCY	MAGNETIC RESONANCE IMAGING	ADOLESCENT DUAL DIAGNOSED		
		D46 OA	D47 AOR	D48 LEU	D49 HYP	D50 FSE	D51 MRI	D52 ADD		
FISCAL YEAR DATA										
A	FISCAL YEAR WAGES & SALARIES	RECORDS	0.0	0.0	0.0	0.0	0.0	0.0	0.0	A
B	FISCAL YEAR PHYSICIAN SUPERVISION	SCH. P1A	0.0	0.0	0.0	0.0	0.0	0.0	0.0	B
C	FISCAL YEAR OTHER EXPENSES	RECORDS	0.0	0.0	0.0	0.0	0.0	0.0	0.0	C
D	TOTAL FISCAL YEAR EXPENSES	A+B+C	0.0	0.0	0.0	0.0	0.0	0.0	0.0	D
E	ALLOC. FROM CAFE, PARKING, ETC.	SCH. OA	0.0	0.0	0.0	0.0	0.0	0.0	0.0	E
F	FISCAL YEAR EXPENSES ADJUSTED	D+E	0.0	0.0	0.0	0.0	0.0	0.0	0.0	F

INFLATION FACTORS										
G	INFLATION FACTOR-WAGES & SALARIES	HSCRC								G
H	INFLATION FACTOR - OTHER	HSCRC								H

FTE DATA										
I	FISCAL YEAR HOURS WORKED/2080 (A)	RECORDS	0.0	0.0	0.0	0.0	0.0	0.0	0.0	I
J	FISCAL YEAR HOURS WORKED/2080 (B)	RECORDS	0.0	0.0	0.0	0.0	0.0	0.0	0.0	J

**RESIDENT, INTERN SERVICES
ELIGIBLE**

P4 H

INSTITUTION NAME: Sheppard Pratt Health System

FISCAL YEAR 6/30/2018

INSTITUTION NUMBER: 214000

		COL. 1	COL. 2	COL. 3	COL. 4	COL. 5	COL. 6	COL. 7		
SOURCE		LITHOTRIPSY	REHABILITATION	OBSERVATION	TRANSURETHAL MICROWAVE THERMOTHERA	ONCOLOGY O/P CLINIC	TRANSURETHAL NEEDLE ABLATION	PSYCHIATRIC ADULT		
		D53 LIT	D54 RHB	D55 OBV	D57 TMT	D58 OCL	D59 TNA	D70 PAD		
FISCAL YEAR DATA										
A	FISCAL YEAR WAGES & SALARIES	RECORDS	0.0	0.0	0.0	0.0	0.0	0.0	1,521.4	A
B	FISCAL YEAR PHYSICIAN SUPERVISION	SCH. P1A	0.0	0.0	0.0	0.0	0.0	0.0	254.0	B
C	FISCAL YEAR OTHER EXPENSES	RECORDS	0.0	0.0	0.0	0.0	0.0	0.0	312.0	C
D	TOTAL FISCAL YEAR EXPENSES	A+B+C	0.0	0.0	0.0	0.0	0.0	0.0	2,087.4	D
E	ALLOC. FROM CAFE, PARKING, ETC.	SCH. OA	0.0	0.0	0.0	0.0	0.0	0.0	15.0	E
F	FISCAL YEAR EXPENSES ADJUSTED	D+E	0.0	0.0	0.0	0.0	0.0	0.0	2,102.4	F

INFLATION FACTORS										
G	INFLATION FACTOR-WAGES & SALARIES	HSCRC								G
H	INFLATION FACTOR - OTHER	HSCRC								H

FTE DATA										
I	FISCAL YEAR HOURS WORKED/2080 (A)	RECORDS	0.0	0.0	0.0	0.0	0.0	0.0	16.0	I
J	FISCAL YEAR HOURS WORKED/2080 (B)	RECORDS	0.0	0.0	0.0	0.0	0.0	0.0	3.0	J

**RESIDENT, INTERN SERVICES
ELIGIBLE**

P4 I

INSTITUTION NAME: Sheppard Pratt Health System

FISCAL YEAR 6/30/2018

INSTITUTION NUMBER: 214000

		COL. 1	COL. 2	COL. 3	COL. 4	COL. 5	COL. 6	COL. 7		
SOURCE		PSYCHIATRIC CHILD/ADOLESCEN T	PSYCHIATRIC GERIATRIC	INDIVIDUAL THERAPIES	GROUP THERAPIES	FAMILY THERAPIES	PSYCHOLOGICAL TESTING	EDUCATION		
		D71 PCD	D73 PSG	D74 ITH	D75 GTH	D76 FTH	D77 PST	D78 PSE		
FISCAL YEAR DATA										
A	FISCAL YEAR WAGES & SALARIES	RECORDS	190.2	0.0	0.0	0.0	0.0	0.0	0.0	A
B	FISCAL YEAR PHYSICIAN SUPERVISION	SCH. P1A	63.5	0.0	0.0	0.0	0.0	0.0	0.0	B
C	FISCAL YEAR OTHER EXPENSES	RECORDS	39.0	0.0	0.0	0.0	0.0	0.0	0.0	C
D	TOTAL FISCAL YEAR EXPENSES	A+B+C	292.7	0.0	0.0	0.0	0.0	0.0	0.0	D
E	ALLOC. FROM CAFE, PARKING, ETC.	SCH. OA	2.2	0.0	0.0	0.0	0.0	0.0	0.0	E
F	FISCAL YEAR EXPENSES ADJUSTED	D+E	294.8	0.0	0.0	0.0	0.0	0.0	0.0	F

INFLATION FACTORS										
G	INFLATION FACTOR-WAGES & SALARIES	HSCRC								G
H	INFLATION FACTOR - OTHER	HSCRC								H

FTE DATA										
I	FISCAL YEAR HOURS WORKED/2080 (A)	RECORDS	2.0	0.0	0.0	0.0	0.0	0.0	0.0	I
J	FISCAL YEAR HOURS WORKED/2080 (B)	RECORDS	0.7	0.0	0.0	0.0	0.0	0.0	0.0	J

**RESIDENT, INTERN SERVICES
ELIGIBLE**

P4 J

INSTITUTION NAME: Sheppard Pratt Health System

FISCAL YEAR 6/30/2018

INSTITUTION NUMBER: 214000

		COL. 1	COL. 2	COL. 3	COL. 4	COL. 5	COL. 6	COL. 7		
SOURCE		OTHER THERAPIES	ELECTROCONVULSIVE THERAPY	ACTIVITY THERAPIES	PEDIATRIC STEP-DOWN	340B CLINIC SERVICES	340B RADIOLOGY - THERAPEUTIC	340B OR CLINIC SERVICES		
		D79 OPT	D80 ETH	D81 ATH	D82 PSD	D83 CL-340	D84 RAT-340	D85 ORC-340		
FISCAL YEAR DATA										
A	FISCAL YEAR WAGES & SALARIES	RECORDS	0.0	0.0	0.0	0.0	0.0	0.0	0.0	A
B	FISCAL YEAR PHYSICIAN SUPERVISION	SCH. P1A	0.0	0.0	0.0	0.0	0.0	0.0	0.0	B
C	FISCAL YEAR OTHER EXPENSES	RECORDS	0.0	0.0	0.0	0.0	0.0	0.0	0.0	C
D	TOTAL FISCAL YEAR EXPENSES	A+B+C	0.0	0.0	0.0	0.0	0.0	0.0	0.0	D
E	ALLOC. FROM CAFE, PARKING, ETC.	SCH. OA	0.0	0.0	0.0	0.0	0.0	0.0	0.0	E
F	FISCAL YEAR EXPENSES ADJUSTED	D+E	0.0	0.0	0.0	0.0	0.0	0.0	0.0	F

INFLATION FACTORS										
G	INFLATION FACTOR-WAGES & SALARIES	HSCRC								G
H	INFLATION FACTOR - OTHER	HSCRC								H

FTE DATA										
I	FISCAL YEAR HOURS WORKED/2080 (A)	RECORDS	0.0	0.0	0.0	0.0	0.0	0.0	0.0	I
J	FISCAL YEAR HOURS WORKED/2080 (B)	RECORDS	0.0	0.0	0.0	0.0	0.0	0.0	0.0	J

**RESIDENT, INTERN SERVICES
ELIGIBLE**

P4 K

INSTITUTION NAME: Sheppard Pratt Health System

FISCAL YEAR 6/30/2018

INSTITUTION NUMBER: 214000

	COL. 1	COL. 2	COL. 3	COL. 4	COL. 5	COL. 6	COL. 7
SOURCE	340B LABORATORY SERVICES	340B DRUGS					TOTAL EXPENSES

D86 D87
LAB-340 CDS-340

FISCAL YEAR DATA

A	FISCAL YEAR WAGES & SALARIES	RECORDS	0.0	0.0				1,806.7	A
B	FISCAL YEAR PHYSICIAN SUPERVISION	SCH. P1A	0.0	0.0				348.0	B
C	FISCAL YEAR OTHER EXPENSES	RECORDS	0.0	0.0				370.5	C
D	TOTAL FISCAL YEAR EXPENSES	A+B+C	0.0	0.0				2,525.1	D
E	ALLOC. FROM CAFE, PARKING, ETC.	SCH. OA	0.0	0.0				18.3	E
F	FISCAL YEAR EXPENSES ADJUSTED	D+E	0.0	0.0				2,543.4	F

INFLATION FACTORS

G	INFLATION FACTOR-WAGES & SALARIES	HSCRC							G
H	INFLATION FACTOR - OTHER	HSCRC							H

FTE DATA

I	FISCAL YEAR HOURS WORKED/2080 (A)	RECORDS	0.0	0.0				19.0	I
J	FISCAL YEAR HOURS WORKED/2080 (B)	RECORDS	0.0	0.0				4.1	J

AUXILIARY ENTERPRISES

DPO

E03

INSTITUTION NAME: Sheppard Pratt Health System FISCAL YEAR 6/30/2018

INSTITUTION NUMBER: 214000

	VOLUME DATA	FISCAL YEAR UNITS
A	Sq Feet	42,442

COL. 1 COL. 2 COL. 3 COL. 4

Doctor's Private Office Rent

SOURCE	WAGES, SALARIES & FRINGE BENEFITS	OTHER EXPENSES	TOTAL EXPENSES REVENUE	EXPENSE REVENUE PER UNIT
--------	-----------------------------------	----------------	------------------------	--------------------------

FISCAL YEAR DATA

B	FISCAL YEAR EXPENSES	RECORDS	0.0	4.2	4.2	XXXXX	B
C	ALLOCATION FROM CAFETERIA, PARKING, ETC.	SCH OA	4.4	XXXXX	4.4	XXXXX	C
D	ALLOCATION FROM GENERAL SERVICE CENTER	////////	XXXXX	XXXXX	XXXXX	XXXXX	D
///	COL. 5 COST CENTER	COL. 6 CODE	////////	XXXXX	XXXXX	XXXXX	///
D01	Depreciation & Amortization	DEP	0.0	279.1	279.1	XXXXX	D01
D02	General Accounting	FIS	1.9	0.2	2.0	XXXXX	D02
D03	Housekeeping	HKP	92.7	43.4	136.1	XXXXX	D03
D04	Hospital Administration	MGT	11.4	8.5	19.9	XXXXX	D04
D05	Other Insurance	OIN	0.0	68.9	68.9	XXXXX	D05
D06	Plant Operations	POP	193.0	400.1	593.1	XXXXX	D06
D07	Purchasing & Stores	PUR	0.4	(0.1)	0.3	XXXXX	D07
D08					0.0	XXXXX	D08
D09					0.0	XXXXX	D09
D10					0.0	XXXXX	D10
D11					0.0	XXXXX	D11
D12					0.0	XXXXX	D12
D13					0.0	XXXXX	D13
D14					0.0	XXXXX	D14
E	CAPITAL FACILITIES ALLOWANCE	SCH H3		0.0	0.0	XXXXX	E
F	DONATED SERVICES & COMMODITIES	RECORDS	0.0	0.0	0.0	XXXXX	F
G	FISCAL YEAR ADJUSTED EXPENSES	B+C+D+E	303.8	804.3	1,108.1	0.02611	G

FISCAL YEAR PROFIT (LOSS)

H	FISCAL YEAR REVENUE	RECORDS	XXXXX	XXXXX	387.3	XXXXX	H
I	PROFIT (LOSS)	G - F	XXXXX	XXXXX	(720.8)	XXXXX	I
J	AMOUNT TREATED AS FRINGE	RECORDS	XXXXX	XXXXX	0.0	XXXXX	J
K	AMOUNT TREATED AS OFC	H - I	XXXXX	XXXXX	(720.8)	XXXXX	K

FTE DATA

S	FISCAL YEAR HOURS WORKED/2080	RECORDS	5.5				S
---	-------------------------------	---------	-----	--	--	--	---

AUXILIARY ENTERPRISES

OOR

E04

INSTITUTION NAME: Sheppard Pratt Health System FISCAL YEAR 6/30/2018

INSTITUTION NUMBER: 214000

	VOLUME DATA	FISCAL YEAR UNITS
A	Sq Feet	17,392

COL. 1 COL. 2 COL. 3 COL. 4

Office & Other Rental

SOURCE	WAGES, SALARIES & FRINGE BENEFITS	OTHER EXPENSES	TOTAL EXPENSES REVENUE	EXPENSE REVENUE PER UNIT
--------	-----------------------------------	----------------	------------------------	--------------------------

FISCAL YEAR DATA

B	FISCAL YEAR EXPENSES	RECORDS	338.6	220.8	559.4	XXXXX	B
C	ALLOCATION FROM CAFETERIA, PARKING, ETC.	SCH OA	7.7	XXXXX	7.7	XXXXX	C
D	ALLOCATION FROM GENERAL SERVICE CENTER	///////	XXXXX	XXXXX	XXXXX	XXXXX	D
///	COL. 5 COST CENTER	COL. 6 CODE	///////	XXXXX	XXXXX	XXXXX	///
D01	Depreciation & Amortization	DEP	0.0	131.3	131.3	XXXXX	D01
D02	General Accounting	FIS	2.4	0.2	2.6	XXXXX	D02
D03	Housekeeping	HKP	75.8	35.4	111.2	XXXXX	D03
D04	Leases & Rentals	LEA	0.0	6.1	6.1	XXXXX	D04
D05	Hospital Administration	MGT	14.4	10.8	25.1	XXXXX	D05
D06	Other Insurance	OIN	0.0	28.3	28.3	XXXXX	D06
D07	Plant Operations	POP	79.1	164.0	243.1	XXXXX	D07
D08	Purchasing & Stores	PUR	0.5	(0.1)	0.4	XXXXX	D08
D09					0.0	XXXXX	D09
D10					0.0	XXXXX	D10
D11					0.0	XXXXX	D11
D12					0.0	XXXXX	D12
D13					0.0	XXXXX	D13
D14					0.0	XXXXX	D14
E	CAPITAL FACILITIES ALLOWANCE	SCH H3		0.0	0.0	XXXXX	E
F	DONATED SERVICES & COMMODITIES	RECORDS	0.0	0.0	0.0	XXXXX	F
G	FISCAL YEAR ADJUSTED EXPENSES	B+C+D+E	518.5	596.7	1,115.2	0.06412	G

FISCAL YEAR PROFIT (LOSS)

H	FISCAL YEAR REVENUE	RECORDS	XXXXX	XXXXX	489.4	XXXXX	H
I	PROFIT (LOSS)	G - F	XXXXX	XXXXX	(625.7)	XXXXX	I
J	AMOUNT TREATED AS FRINGE	RECORDS	XXXXX	XXXXX	0.0	XXXXX	J
K	AMOUNT TREATED AS OFC	H - I	XXXXX	XXXXX	(625.7)	XXXXX	K

FTE DATA

S	FISCAL YEAR HOURS WORKED/2080	RECORDS	9.7				S
---	-------------------------------	---------	-----	--	--	--	---

AUXILIARY ENTERPRISES

REO

E05

INSTITUTION NAME: Sheppard Pratt Health System FISCAL YEAR 6/30/2018

INSTITUTION NUMBER: 214000

	VOLUME DATA	FISCAL YEAR UNITS
A	Sq Feet	2,273

COL. 1 COL. 2 COL. 3 COL. 4

Retail Operations

SOURCE	WAGES, SALARIES & FRINGE BENEFITS	OTHER EXPENSES	TOTAL EXPENSES REVENUE	EXPENSE REVENUE PER UNIT
--------	-----------------------------------	----------------	------------------------	--------------------------

FISCAL YEAR DATA

B	FISCAL YEAR EXPENSES	RECORDS	73.7	115.4	189.1	XXXXX	B
C	ALLOCATION FROM CAFETERIA, PARKING, ETC.	SCH OA	1.4	XXXXX	1.4	XXXXX	C
D	ALLOCATION FROM GENERAL SERVICE CENTER	////////	XXXXX	XXXXX	XXXXX	XXXXX	D
///	COL. 5 COST CENTER	COL. 6 CODE	////////	XXXXX	XXXXX	XXXXX	///
D01	Depreciation & Amortization	DEP	0.0	26.2	26.2	XXXXX	D01
D02	General Accounting	FIS	0.9	0.1	1.0	XXXXX	D02
D03	Housekeeping	HKP	9.9	4.6	14.5	XXXXX	D03
D04	Hospital Administration	MGT	5.7	4.3	9.9	XXXXX	D04
D05	Other Insurance	OIN	0.0	3.7	3.7	XXXXX	D05
D06	Plant Operations	POP	10.3	21.4	31.8	XXXXX	D06
D07	Purchasing & Stores	PUR	0.2	(0.1)	0.1	XXXXX	D07
D08					0.0	XXXXX	D08
D09					0.0	XXXXX	D09
D10					0.0	XXXXX	D10
D11					0.0	XXXXX	D11
D12					0.0	XXXXX	D12
D13					0.0	XXXXX	D13
D14					0.0	XXXXX	D14
E	CAPITAL FACILITIES ALLOWANCE	SCH H3		0.0	0.0	XXXXX	E
F	DONATED SERVICES & COMMODITIES	RECORDS	0.0	0.0	0.0	XXXXX	F
G	FISCAL YEAR ADJUSTED EXPENSES	B+C+D+E	102.1	175.6	277.7	0.12221	G

FISCAL YEAR PROFIT (LOSS)

H	FISCAL YEAR REVENUE	RECORDS	XXXXX	XXXXX	193.5	XXXXX	H
I	PROFIT (LOSS)	G - F	XXXXX	XXXXX	(84.3)	XXXXX	I
J	AMOUNT TREATED AS FRINGE	RECORDS	XXXXX	XXXXX	0.0	XXXXX	J
K	AMOUNT TREATED AS OFC	H - I	XXXXX	XXXXX	(84.3)	XXXXX	K

FTE DATA

S	FISCAL YEAR HOURS WORKED/2080	RECORDS	1.7				S
---	-------------------------------	---------	-----	--	--	--	---

AUXILIARY ENTERPRISES

CAF

E07

INSTITUTION NAME: Sheppard Pratt Health System FISCAL YEAR 6/30/2018

INSTITUTION NUMBER: 214000

	VOLUME DATA	FISCAL YEAR UNITS
A	Eq. Meals Serve	208,382

COL. 1 COL. 2 COL. 3 COL. 4

Cafeteria

SOURCE	WAGES, SALARIES & FRINGE BENEFITS	OTHER EXPENSES	TOTAL EXPENSES REVENUE	EXPENSE REVENUE PER UNIT
--------	-----------------------------------	----------------	------------------------	--------------------------

FISCAL YEAR DATA

B	FISCAL YEAR EXPENSES	RECORDS	749.0	1,243.1	1,992.1	XXXXX	B
C	ALLOCATION FROM CAFETERIA, PARKING, ETC.	SCH OA	XXXXX	XXXXX	XXXXX	XXXXX	C
D	ALLOCATION FROM GENERAL SERVICE CENTER	///////	XXXXX	XXXXX	XXXXX	XXXXX	D
///	COL. 5 COST CENTER	COL. 6 CODE	///////	XXXXX	XXXXX	XXXXX	///
D01	General Accounting	FIS	3.9	0.4	4.3	XXXXX	D01
D02	Hospital Administration	MGT	24.0	18.0	42.0	XXXXX	D02
D03	Purchasing & Stores	PUR	0.9	(0.2)	0.6	XXXXX	D03
D04					0.0	XXXXX	D04
D05					0.0	XXXXX	D05
D06					0.0	XXXXX	D06
D07					0.0	XXXXX	D07
D08					0.0	XXXXX	D08
D09					0.0	XXXXX	D09
D10					0.0	XXXXX	D10
D11					0.0	XXXXX	D11
D12					0.0	XXXXX	D12
D13					0.0	XXXXX	D13
D14					0.0	XXXXX	D14
E	CAPITAL FACILITIES ALLOWANCE	SCH H3		0.0	0.0	XXXXX	E
F	DONATED SERVICES & COMMODITIES	RECORDS	0.0	0.0	0.0	XXXXX	F
G	FISCAL YEAR ADJUSTED EXPENSES	B+C+D+E	777.8	1,261.2	2,039.0	0.00979	G

FISCAL YEAR PROFIT (LOSS)

H	FISCAL YEAR REVENUE	RECORDS	XXXXX	XXXXX	817.2	XXXXX	H
I	PROFIT (LOSS)	G - F	XXXXX	XXXXX	(1,221.8)	XXXXX	I
J	AMOUNT TREATED AS FRINGE	RECORDS	XXXXX	XXXXX	(1,221.8)	XXXXX	J
K	AMOUNT TREATED AS OFC	H - I	XXXXX	XXXXX	0.0	XXXXX	K

FTE DATA

S	FISCAL YEAR HOURS WORKED/2080	RECORDS	18.0				S
---	-------------------------------	---------	------	--	--	--	---

OTHER INSTITUTIONAL PROGRAMS

REG

F01

INSTITUTION NAME: Sheppard Pratt Health System

FISCAL YEAR 6/30/2018

INSTITUTION NUMBER: 214000

	VOLUME DATA	FISCAL YEAR UNITS
A	# of Projects	0

COL. 1 COL. 2 COL. 3 COL. 4

Research

SOURCE	WAGES, SALARIES & FRINGE BENEFITS	OTHER EXPENSES	TOTAL EXPENSES REVENUE	EXPENSE REVENUE PER UNIT
--------	---	-------------------	------------------------------	--------------------------------

FISCAL YEAR DATA

B	FISCAL YEAR EXPENSES	RECORDS	1,794.3	557.8	2,352.1	XXXXX	B
C	ALLOCATION FROM CAFETERIA, PARKING, ETC.	SCH OA	11.1	XXXXX	11.1	XXXXX	C
D	ALLOCATION FROM GENERAL SERVICE CENTER	////	XXXXX	XXXXX	XXXXX	XXXXX	D
///	COL. 5 COST CENTER	COL. 6 CODE	////	XXXXX	XXXXX	XXXXX	
D01	General Accounting	FIS	9.7	0.9	10.6	XXXXX	D01
D02	Housekeeping	HKP	24.8	11.6	36.4	XXXXX	D02
D03	Hospital Administration	MGT	59.1	44.3	103.4	XXXXX	D03
D04	Nursing Administration	NAD	9.1	0.8	9.9	XXXXX	D04
D05	Plant Operations	POP	25.9	53.7	79.6	XXXXX	D05
D06	Purchasing & Stores	PUR	2.2	(0.6)	1.6	XXXXX	D06
D07					0.0	XXXXX	D07
D08					0.0	XXXXX	D08
D09					0.0	XXXXX	D09
D10					0.0	XXXXX	D10
D11					0.0	XXXXX	D11
D12					0.0	XXXXX	D12
D13					0.0	XXXXX	D13
D14					0.0	XXXXX	D14
E	CAPITAL FACILITIES ALLOWANCE	SCH H3		0.0	0.0	XXXXX	E
F	FISCAL YEAR ADJUSTED EXPENSES	B+C+D	1,936.3	668.4	2,604.8	0.00000	F

FISCAL YEAR PROFIT (LOSS)

G	FISCAL YEAR REVENUE	RECORDS	XXXXX	XXXXX	2,013.9	XXXXX	G
H	PROFIT (LOSS)	F - E	XXXXX	XXXXX	(590.8)	XXXXX	H

FTE DATA

I	FISCAL YEAR HOURS WORKED/2080	RECORDS	24.4				I
---	-------------------------------	---------	------	--	--	--	---

OTHER INSTITUTIONAL PROGRAMS

OHE

F03

INSTITUTION NAME: Sheppard Pratt Health System

FISCAL YEAR 6/30/2018

INSTITUTION NUMBER: 214000

	VOLUME DATA	FISCAL YEAR UNITS
A	# of Students	0

COL. 1 COL. 2 COL. 3 COL. 4

Other Health Profession Education

SOURCE	WAGES, SALARIES & FRINGE BENEFITS	OTHER EXPENSES	TOTAL EXPENSES REVENUE	EXPENSE REVENUE PER UNIT
--------	---	-------------------	------------------------------	--------------------------------

FISCAL YEAR DATA

B	FISCAL YEAR EXPENSES	RECORDS	76.4	35.4	111.8	XXXXX	B
C	ALLOCATION FROM CAFETERIA, PARKING, ETC.	SCH OA	0.9	XXXX	0.9	XXXXX	C
D	ALLOCATION FROM GENERAL SERVICE CENTER	////	XXXXX	XXXX	XXXXX	XXXXX	D
///	COL. 5 COST CENTER	COL. 6 CODE	////	XXXXX	XXXX	XXXXX	
D01	Housekeeping	HKP	1.3	0.6	1.9	XXXXX	D01
D02	Plant Operations	POP	1.3	2.8	4.1	XXXXX	D02
D03					0.0	XXXXX	D03
D04					0.0	XXXXX	D04
D05					0.0	XXXXX	D05
D06					0.0	XXXXX	D06
D07					0.0	XXXXX	D07
D08					0.0	XXXXX	D08
D09					0.0	XXXXX	D09
D10					0.0	XXXXX	D10
D11					0.0	XXXXX	D11
D12					0.0	XXXXX	D12
D13					0.0	XXXXX	D13
D14					0.0	XXXXX	D14
E	CAPITAL FACILITIES ALLOWANCE	SCH H3		0.0	0.0	XXXXX	E
F	FISCAL YEAR ADJUSTED EXPENSES	B+C+D	79.9	38.8	118.7	0.00000	F

FISCAL YEAR PROFIT (LOSS)

G	FISCAL YEAR REVENUE	RECORDS	XXXXX	XXXXX	0.0	XXXXX	G
H	PROFIT (LOSS)	F - E	XXXXX	XXXXX	(118.7)	XXXXX	H

FTE DATA

I	FISCAL YEAR HOURS WORKED/2080	RECORDS	1.1				I
---	-------------------------------	---------	-----	--	--	--	---

OTHER INSTITUTIONAL PROGRAMS

CHE

F04

INSTITUTION NAME: Sheppard Pratt Health System

FISCAL YEAR 6/30/2018

INSTITUTION NUMBER: 214000

	VOLUME DATA	FISCAL YEAR UNITS
A	# of Participants	0

COL. 1 COL. 2 COL. 3 COL. 4

Community Health Education

SOURCE	WAGES, SALARIES & FRINGE BENEFITS	OTHER EXPENSES	TOTAL EXPENSES REVENUE	EXPENSE REVENUE PER UNIT
--------	-----------------------------------	----------------	------------------------	--------------------------

FISCAL YEAR DATA

B	FISCAL YEAR EXPENSES	RECORDS	1,974.2	384.6	2,358.8	XXXXX	B
C	ALLOCATION FROM CAFETERIA, PARKING, ETC.	SCH OA	1.3	XXXX	1.3	XXXXX	C
D	ALLOCATION FROM GENERAL SERVICE CENTER	////	XXXXX	XXXX	XXXXX	XXXXX	D
///	COL. 5 COST CENTER	COL. 6 CODE	////	XXXXX	XXXX	XXXXX	
D01	General Accounting	FIS	12.7	1.2	13.9	XXXXX	D01
D02	Hospital Administration	MGT	77.0	57.6	134.5	XXXXX	D02
D03	Purchasing & Stores	PUR	2.8	(0.8)	2.0	XXXXX	D03
D04					0.0	XXXXX	D04
D05					0.0	XXXXX	D05
D06					0.0	XXXXX	D06
D07					0.0	XXXXX	D07
D08					0.0	XXXXX	D08
D09					0.0	XXXXX	D09
D10					0.0	XXXXX	D10
D11					0.0	XXXXX	D11
D12					0.0	XXXXX	D12
D13					0.0	XXXXX	D13
D14					0.0	XXXXX	D14
E	CAPITAL FACILITIES ALLOWANCE	SCH H3		0.0	0.0	XXXXX	E
F	FISCAL YEAR ADJUSTED EXPENSES	B+C+D	2,067.9	442.6	2,510.5	0.00000	F

FISCAL YEAR PROFIT (LOSS)

G	FISCAL YEAR REVENUE	RECORDS	XXXXX	XXXXX	2,620.2	XXXXX	G
H	PROFIT (LOSS)	F - E	XXXXX	XXXXX	109.7	XXXXX	H

FTE DATA

I	FISCAL YEAR HOURS WORKED/2080	RECORDS	22.0				I
---	-------------------------------	---------	------	--	--	--	---

ALLOCATION OF EXPENSES (CAFETERIA, PARKING, DATA PROCESSING)

INSTITUTION NAME: Sheppard Pratt Health System
 INSTITUTION NUMBER: 214000
 FISCAL YEAR: 6/30/2018

Allocation of Cafeteria / Parking Expense

		COL. 1	COL. 2
		SOURCE	TOTAL EXPENSES
A	GAIN (LOSS) TO BE ALLOCATED AS FRINGE	SCH. E2,E7,E8, E9	1,221.8
B	NUMBER OF FTE'S	RECORDS	1,540.5
B1	LOSS PER FTE	A / B	0.79313

Allocation of Data Processing

		COL. 1	COL. 2	COL. 3	COL. 4
		SOURCE	WAGES, SALARIES, & BENEFITS	OTHER EXPENSES	TOTAL EXPENSES
C01	FISCAL YEAR EXPENSES	RECORDS	2,116.4	4,925.4	7,041.8
2	DONATED SERVICES & COMMODITIES	RECORDS	0.0	0.0	0.0
3	FISCAL YEAR ADJUSTED EXPENSES	C1 + C2	2,116.4	4,925.4	7,041.8

		DATA PROCESSING										
		COL. 1	COL. 2	COL. 3	COL. 4	COL. 5	COL. 6	COL. 7	COL. 8			
///	DISTRIBUTION OF LOSS PER FTE	LOOK UP	SCHED	CODE	NO. OF FTE'S	C x D1	FTE'S ALLOCATED	BASIS	WAGES, SALARIES, & F. BENEFIT	OTHER EXPENSES	DP ALLOCATION	TOTAL ALLOCATED EXPENSE
1	DIETARY SERVICES	C01	C01	DTY	33.8	\$ 26.8	0.2	0.93%	\$ 19.6	\$ 45.6	\$ 65.3	92.1
2	LAUNDRY & LINEN	C02	C02	LL	1.9	1.5	0.0	0.00%	-	-	-	1.5
3	SOCIAL SERVICES	C03	C03	SSS	29.0	23.0	0.0	0.00%	-	-	-	23.0
4	PURCHASING & STORES	C04	C04	PUR	2.9	2.3	0.1	0.56%	11.8	27.4	39.2	41.5
5	PLANT OPERATIONS	C05	C05	POP	37.0	29.3	0.5	2.22%	47.1	109.6	156.6	186.0
6	HOUSEKEEPING	C06	C06	HKP	49.8	39.5	0.1	0.56%	11.8	27.4	39.2	78.7
7	CENTRAL SERVICES & SUPPLY	C07	C07	CSS	0.0	0.0	0.0	0.00%	-	-	-	-
8	PHARMACY	C08	C08	PHM	18.3	14.5	0.5	2.13%	45.1	105.0	150.1	164.6
9	GENERAL ACCOUNTING	C09	C09	FIS	10.4	8.3	0.4	1.85%	39.2	91.3	130.5	138.8
10	PATIENT ACCOUNTS	C10	C10	PAC	57.2	45.4	1.7	7.78%	164.8	383.4	548.2	593.6
11	HOSPITAL ADMINISTRATION	C11	C11	MGT	45.7	36.2	3.2	14.83%	313.8	730.4	1,044.2	1,080.4
12	MEDICAL RECORDS	C12	C12	MRD	7.6	6.0	0.4	1.76%	37.3	86.7	124.0	130.0
13	MEDICAL STAFF ADMINISTRATION	C13	C13	MSA	0.0	0.0	0.0	0.00%	-	-	-	0.0
14	NURSING ADMINISTRATION	C14	C14	NAD	73.6	58.4	0.9	4.36%	92.2	214.5	306.7	365.1
15	ORGAN ACQUISITION OVERHEAD	C15	C15	OAO	0.0	0.0	0.0	0.00%	-	-	-	-
16	MED/SURG ACUTE	D01	D01	MSG	0.0	0.0	0.0	0.00%	-	-	-	-
17	PEDIATRIC ACUTE	D02	D02	PED	0.0	0.0	0.0	0.00%	-	-	-	-
18	PSYCHIATRIC ACUTE	D03	D03	PSY	0.0	0.0	0.0	0.00%	-	-	-	-
19	OBSTETRICS ACUTE	D04	D04	OBS	0.0	0.0	0.0	0.00%	-	-	-	-
20	DEFINITIVE OBSERVATION	D05	D05	DEF	0.0	0.0	0.0	0.00%	-	-	-	-
21	MED/SURG INTENSIVE CARE	D06	D06	MIS	0.0	0.0	0.0	0.00%	-	-	-	-
22	CORONARY CARE	D07	D07	CCU	0.0	0.0	0.0	0.00%	-	-	-	-
23	PEDIATRIC INTENSIVE CARE	D08	D08	PIC	0.0	0.0	0.0	0.00%	-	-	-	-
24	NEONATAL INTENSIVE CARE	D09	D09	NEO	0.0	0.0	0.0	0.00%	-	-	-	-
25	BURN CARE	D10	D10	BUR	0.0	0.0	0.0	0.00%	-	-	-	-
26	PSYCHIATRIC INTENSIVE CARE	D11	D11	PSI	0.0	0.0	0.0	0.00%	-	-	-	-
27	SHOCK TRAUMA	D12	D12	TRM	0.0	0.0	0.0	0.00%	-	-	-	-
28	ONCOLOGY	D13	D13	ONC	0.0	0.0	0.0	0.00%	-	-	-	-
29	NEWBORN NURSERY	D14	D14	NUR	0.0	0.0	0.0	0.00%	-	-	-	-

ALLOCATION OF EXPENSES (CAFETERIA, PARKING, DATA PROCESSING)

INSTITUTION NAME: Sheppard Pratt Health System

INSTITUTION NUMBER: 214000

FISCAL YEAR: 6/30/2018

COL. 1 COL. 2 COL. 3 COL. 4 COL. 5 COL. 6 COL. 7 COL. 8

///	DISTRIBUTION OF LOSS PER FTE	LOOK UP	SCHED	CODE	NO. OF FTE'S	C x D1	FTE'S ALLOCATED	BASIS	WAGES, SALARIES, & F. BENEFIT	OTHER EXPENSES	DP ALLOCATION	TOTAL ALLOCATED EXPENSE
30	PREMATURE NURSERY	D15	D15	PRE	0.0	0.0	0.0	0.00%	0	0	0	-
31	CHRONIC CARE	D17	D17	CRH	0.0	0.0	0.0	0.00%	0	0	0	-
32	EMERGENCY SERVICES	D18	D18	EMG	0.0	0.0	0.0	0.00%	0	0	0	-
33	CLINICAL SERVICES	D19	D19	CL	4.5	3.6	0.1	0.46%	10	23	33	36.2
34	PSYCH. DAY & NIGHT CARE	D20	D20	PDC	92.4	73.3	2.1	9.92%	210	488	698	771.6
35	AMBULATORY SURGERY (PBP)	D21	D21	AMS	0.0	0.0	0.0	0.00%	0	0	0	-
36	SAME DAY SURGERY	D22	D22	SDS	0.0	0.0	0.0	0.00%	0	0	0	-
37	LABOR & DELIVERY SERVICES	D23	D23	DEL	0.0	0.0	0.0	0.00%	0	0	0	-
38	OPERATING ROOM	D24	D24	OR	0.0	0.0	0.0	0.00%	0	0	0	-
39	OPERATING ROOM CLINIC	D24a	D24a	ORC	0.0	0.0	0.0	0.00%	0	0	0	-
40	ANESTHESIOLOGY	D25	D25	ANS	0.0	0.0	0.0	0.00%	0	0	0	-
41	LABORATORY SERVICES	D28	D28	LAB	0.0	0.0	0.0	0.00%	0	0	0	0.0
42	ELECTROCARDIOGRAPHY	D30	D30	EKG	0.0	0.0	0.0	0.09%	2	5	7	6.6
43	INTERVENTIONAL RADIOLOGY / CARDIOVASCULAR	D31	D31	IRC	0.0	0.0	0.0	0.00%	0	0	0	-
44	RADIOLOGY-DIAGNOSTIC	D32	D32	RAD	0.0	0.0	0.0	0.00%	0	0	0	0.0
45	CT SCANNER	D33	D33	CAT	0.0	0.0	0.0	0.00%	0	0	0	-
46	RADIOLOGY-THERAPEUTIC	D34	D34	RAT	0.0	0.0	0.0	0.00%	0	0	0	-
47	NUCLEAR MEDICINE	D35	D35	NUC	0.0	0.0	0.0	0.00%	0	0	0	-
48	RESPIRATORY THERAPY	D36	D36	RES	0.0	0.0	0.0	0.00%	0	0	0	-
49	PULMONARY FUNCTION TESTING	D37	D37	PUL	0.0	0.0	0.0	0.00%	0	0	0	-
50	ELECTROENCEPHALOGRAPHY	D38	D38	EEG	0.0	0.0	0.0	0.00%	0	0	0	0.0
51	PHYSICAL THERAPY	D39	D39	PTH	0.0	0.0	0.0	0.00%	0	0	0	-
52	OCCUPATIONAL THERAPY	D40	D40	OTH	0.0	0.0	0.0	0.00%	0	0	0	-
53	SPEECH LANGUAGE PATHOLOGY	D41	D41	STH	0.0	0.0	0.0	0.00%	0	0	0	-
54	RECREATIONAL THERAPY	D42	D42	REC	0.0	0.0	0.0	0.00%	0	0	0	-
55	AUDIOLOGY	D43	D43	AUD	0.0	0.0	0.0	0.00%	0	0	0	-
56	OTHER PHYSICAL MEDICINE	D44	D44	OPM	0.0	0.0	0.0	0.00%	0	0	0	-
57	RENAL DIALYSIS	D45	D45	RDL	0.0	0.0	0.0	0.00%	0	0	0	-
58	ORGAN ACQUISITION	D46	D46	OA	0.0	0.0	0.0	0.00%	0	0	0	-
59	AMBULATORY SURGERY	D47	D47	AOR	0.0	0.0	0.0	0.00%	0	0	0	-
60	LEUKOPHERESIS	D48	D48	LEU	0.0	0.0	0.0	0.00%	0	0	0	-
61	HYPERBARIC CHAMBER	D49	D49	HYP	0.0	0.0	0.0	0.00%	0	0	0	-

ALLOCATION OF EXPENSES (CAFETERIA, PARKING, DATA PROCESSING)

INSTITUTION NAME: Sheppard Pratt Health System

INSTITUTION NUMBER: 214000

FISCAL YEAR: 6/30/2018

COL. 1 COL. 2 COL. 3 COL. 4 COL. 5 COL. 6 COL. 7 COL. 8

///	DISTRIBUTION OF LOSS PER FTE	LOOK UP	SCHED	CODE	NO. OF FTE'S	C x DI	FTE'S ALLOCATED	BASIS	WAGES, SALARIES, & F. BENEFIT	OTHER EXPENSES	DP ALLOCATION	TOTAL ALLOCATED EXPENSE
62	FREE STANDING EMERGENCY	D50	D50	FSE	0.0	0.0	0.0	0.00%	0	0	0	-
63	MAGNETIC RESONANCE IMAGING	D51	D51	MRI	0.0	0.0	0.0	0.00%	0	0	0	-
64	ADOLESCENT DUAL DIAGNOSED	D52	D52	ADD	52.6	41.8	0.6	2.87%	61	142	202	244.1
65	LITHOTRIPSY	D53	D53	LIT	0.0	0.0	0.0	0.00%	0	0	0	-
66	REHABILITATION	D54	D54	RHB	0.0	0.0	0.0	0.00%	0	0	0	-
67	OBSERVATION	D55	D55	OBV	6.5	5.1	0.1	0.56%	12	27	39	44.3
68	AMBULANCE SERVICES-REBUNDLED	D56	D56	AMR	0.0	0.0	0.0	0.00%	0	0	0	-
69	TRANSURETHAL MICROWAVE THERMOTHERAPY	D57	D57	TMT	0.0	0.0	0.0	0.00%	0	0	0	-
70	ONCOLOGY O/P CLINIC	D58	D58	OCL	0.0	0.0	0.0	0.00%	0	0	0	-
71	TRANSURETHAL NEEDLE ABLATION	D59	D59	TNA	0.0	0.0	0.0	0.00%	0	0	0	-
72	PSYCHIATRIC ADULT	D70	D70	PAD	470.5	373.2	7.4	34.57%	732	1,703	2,434	2,807.5
73	PSYCHIATRIC CHILD/ADOLESCENT	D71	D71	PCD	157.3	124.8	2.0	9.45%	200	466	666	790.5
74	PSYCHIATRIC GERIATRIC	D73	D73	PSG	67.0	53.2	1.0	4.45%	94	219	313	366.4
75	INDIVIDUAL THERAPIES	D74	D74	ITH	0.0	0.0	0.0	0.00%	0	0	0	-
76	GROUP THERAPIES	D75	D75	GTH	0.0	0.0	0.0	0.00%	0	0	0	-
77	FAMILY THERAPIES	D76	D76	FTH	0.0	0.0	0.0	0.00%	0	0	0	-
78	PSYCHOLOGICAL TESTING	D77	D77	PST	0.0	0.0	0.0	0.00%	0	0	0	-
79	EDUCATION	D78	D78	PSE	0.0	0.0	0.0	0.00%	0	0	0	-
80	OTHER THERAPIES	D79	D79	OPT	0.0	0.0	0.0	0.00%	0	0	0	-
81	ELECTROCONVULSIVE THERAPY	D80	D80	ETH	5.9	4.7	0.1	0.65%	14	32	46	50.3
82	ACTIVITY THERAPIES	D81	D81	ATH	0.0	0.0	0.0	0.00%	0	0	0	-
83	PEDIATRIC STEP-DOWN	D82	D82	PSD	0.0	0.0	0.0	0.00%	0	0	0	-
84	340B CLINIC SERVICES	D83	D83	CL-340	0.0	0.0	0.0	0.00%	0	0	0	-
85	340B RADIOLOGY - THERAPEUTIC	D84	D84	RAT-340	0.0	0.0	0.0	0.00%	0	0	0	-
86	340B OR CLINIC SERVICES	D85	D85	ORC-340	0.0	0.0	0.0	0.00%	0	0	0	-
87	340B LABORATORY SERVICES	D86	D86	LAB-340	0.0	0.0	0.0	0.00%	0	0	0	-
88	340B DRUGS	D87	D87	CDS-340	0.0	0.0	0.0	0.00%	0	0	0	-
89	AMBULANCE SERVICES	E01	E01	AMB	0.0	0.0						-
90	PARKING	E02	E02	PAR		4.0						-
91	DOCTOR'S PRIVATE OFFICE RENT	E03	E03	DPO	5.5	4.4						4.4
92	OFFICE & OTHER RENTAL	E04	E04	OOR	9.7	7.7						7.7
93	RETAIL OPERATIONS	E05	E05	REO	1.7	1.4						1.4
94	PATIENTS TELEPHONES	E06	E06	PTE	0.0	0.0						-
95	RESEARCH	F01	F01	REG	14.0	11.1						11.1
96	NURSING EDUCATION	F02	F02	RNS	0.0	0.0						-
97	OTHER HEALTH PROFESSION EDUCATION	F03	F03	OHE	1.1	0.9						0.9
98	COMMUNITY HEALTH EDUCATION	F04	F04	CHE	1.6	1.3						1.3
99	MED/SURG ACUTE	D01	P2A	MSG	0.0	0.0						-
100	PEDIATRIC ACUTE	D02	P2A	PED	0.0	0.0						-

ALLOCATION OF EXPENSES (CAFETERIA, PARKING, DATA PROCESSING)

INSTITUTION NAME: Sheppard Pratt Health System

INSTITUTION NUMBER: 214000

FISCAL YEAR: 6/30/2018

COL. 1 COL. 2 COL. 3 COL. 4 COL. 5 COL. 6 COL. 7 COL. 8

///	DISTRIBUTION OF LOSS PER FTE	LOOK UP	SCHED	CODE	NO. OF FTE'S	C x D1	FTE'S ALLOCATED	BASIS	WAGES, SALARIES, & F. BENEFIT	OTHER EXPENSES	DP ALLOCATION	TOTAL ALLOCATED EXPENSE
101	PSYCHIATRIC ACUTE	D03	P2A	PSY	0.0	0.0						-
102	OBSTETRICS ACUTE	D04	P2A	OBS	0.0	0.0						-
103	DEFINITIVE OBSERVATION	D05	P2A	DEF	0.0	0.0						-
104	MED/SURG INTENSIVE CARE	D06	P2A	MIS	0.0	0.0						-
105	CORONARY CARE	D07	P2A	CCU	0.0	0.0						-
106	PEDIATRIC INTENSIVE CARE	D08	P2A	PIC	0.0	0.0						-
107	NEONATAL INTENSIVE CARE	D09	P2A	NEO	0.0	0.0						-
108	BURN CARE	D10	P2A	BUR	0.0	0.0						-
109	PSYCHIATRIC INTENSIVE CARE	D11	P2A	PSI	0.0	0.0						-
110	SHOCK TRAUMA	D12	P2A	TRM	0.0	0.0						-
111	ONCOLOGY	D13	P2A	ONC	0.0	0.0						-
112	NEWBORN NURSERY	D14	P2A	NUR	0.0	0.0						-
113	PREMATURE NURSERY	D15	P2B	PRE	0.0	0.0						-
114	CHRONIC CARE	D17	P2B	CRH	0.0	0.0						-
115	EMERGENCY SERVICES	D18	P2B	EMG	0.0	0.0						-
116	CLINICAL SERVICES	D19	P2B	CL	0.0	0.0						-
117	PSYCH. DAY & NIGHT CARE	D20	P2B	PDC	0.0	0.0						-
118	AMBULATORY SURGERY (PBP)	D21	P2B	AMS	0.0	0.0						-
119	SAME DAY SURGERY	D22	P2B	SDS	0.0	0.0						-
120	LABOR & DELIVERY SERVICES	D23	P2B	DEL	0.0	0.0						-
121	OPERATING ROOM	D24	P2B	OR	0.0	0.0						-
122	OPERATING ROOM CLINIC	D24a	P2B	ORC	0.0	0.0						-
123	ANESTHESIOLOGY	D25	P2B	ANS	0.0	0.0						-
124	LABORATORY SERVICES	D28	P2B	LAB	0.0	0.0						-
125	ELECTROCARDIOGRAPHY	D30	P2B	EKG	0.0	0.0						-
126	INTERVENTIONAL RADIOLOGY / CARDIOVASCULAR	D31	P2B	IRC	0.0	0.0						-
127	RADIOLOGY-DIAGNOSTIC	D32	P2C	RAD	0.0	0.0						-
128	CT SCANNER	D33	P2C	CAT	0.0	0.0						-
129	RADIOLOGY-THERAPEUTIC	D34	P2C	RAT	0.0	0.0						-
130	NUCLEAR MEDICINE	D35	P2C	NUC	0.0	0.0						-
131	RESPIRATORY THERAPY	D36	P2C	RES	0.0	0.0						-

ALLOCATION OF EXPENSES (CAFETERIA, PARKING, DATA PROCESSING)

INSTITUTION NAME: Sheppard Pratt Health System
 INSTITUTION NUMBER: 214000
 FISCAL YEAR: 6/30/2018

COL. 1 COL. 2 COL. 3 COL. 4 COL. 5 COL. 6 COL. 7 COL. 8

///	DISTRIBUTION OF LOSS PER FTE	LOOK UP	SCHED	CODE	NO. OF FTE'S	C x D1	FTE'S ALLOCATED	BASIS	WAGES, SALARIES, & F. BENEFIT	OTHER EXPENSES	DP ALLOCATION	TOTAL ALLOCATED EXPENSE
132	PULMONARY FUNCTION TESTING	D37	P2C	PUL	0.0	0.0						-
133	ELECTROENCEPHALOGRAPHY	D38	P2C	EEG	0.0	0.0						-
134	PHYSICAL THERAPY	D39	P2C	PTH	0.0	0.0						-
135	OCCUPATIONAL THERAPY	D40	P2C	OTH	0.0	0.0						-
136	SPEECH LANGUAGE PATHOLOGY	D41	P2C	STH	0.0	0.0						-
137	RECREATIONAL THERAPY	D42	P2C	REC	0.0	0.0						-
138	AUDIOLOGY	D43	P2C	AUD	0.0	0.0						-
139	OTHER PHYSICAL MEDICINE	D44	P2C	OPM	0.0	0.0						-
140	RENAL DIALYSIS	D45	P2C	RDL	0.0	0.0						-
141	ORGAN ACQUISITION	D46	P2D	OA	0.0	0.0						-
142	AMBULATORY SURGERY	D47	P2D	AOR	0.0	0.0						-
143	LEUKOPHERESIS	D48	P2D	LEU	0.0	0.0						-
144	HYPERBARIC CHAMBER	D49	P2D	HYP	0.0	0.0						-
145	FREE STANDING EMERGENCY	D50	P2D	FSE	0.0	0.0						-
146	MAGNETIC RESONANCE IMAGING	D51	P2D	MRI	0.0	0.0						-
147	ADOLESCENT DUAL DIAGNOSED	D52	P2D	ADD	0.0	0.0						-
148	LITHOTRIPSY	D53	P2D	LIT	0.0	0.0						-
149	REHABILITATION	D54	P2D	RHB	0.0	0.0						-
150	OBSERVATION	D55	P2D	OBV	0.0	0.0						-
151	TRANSURETHAL MICROWAVE THERMOTHERAPY	D57	P2D	TMT	0.0	0.0						-
152	ONCOLOGY O/P CLINIC	D58	P2D	OCL	0.0	0.0						-
153	TRANSURETHAL NEEDLE ABLATION	D59	P2D	TNA	0.0	0.0						-
154	PSYCHIATRIC ADULT	D70	P2D	PAD	0.0	0.0						-
155	PSYCHIATRIC CHILD/ADOLESCENT	D71	P2E	PCD	0.0	0.0						-
156	PSYCHIATRIC GERIATRIC	D73	P2E	PSG	0.0	0.0						-
157	INDIVIDUAL THERAPIES	D74	P2E	ITH	0.0	0.0						-
158	GROUP THERAPIES	D75	P2E	GTH	0.0	0.0						-
159	FAMILY THERAPIES	D76	P2E	FTH	0.0	0.0						-
160	PSYCHOLOGICAL TESTING	D77	P2E	PST	0.0	0.0						-
161	EDUCATION	D78	P2E	PSE	0.0	0.0						-
162	OTHER THERAPIES	D79	P2E	OPT	0.0	0.0						-
163	ELECTROCONVULSIVE THERAPY	D80	P2E	ETH	0.0	0.0						-
164	ACTIVITY THERAPIES	D81	P2E	ATH	0.0	0.0						-
165	PEDIATRIC STEP-DOWN	D82	P2E	PSD	0.0	0.0						-
166	340B CLINIC SERVICES	D83	P2E	CL-340	0.0	0.0						-
167	340B RADIOLOGY - THERAPEUTIC	D84	P2E	RAT-340	0.0	0.0						-
168	340B OR CLINIC SERVICES	D85	P2E	ORC-340	0.0	0.0						-
169	340B LABORATORY SERVICES	D86	P2F	LAB-340	0.0	0.0						-
170	340B DRUGS	D87	P2F	CDS-340	0.0	0.0						-
171	MED/SURG ACUTE	D01	P3	MSG	0.0	0.0						-
172	PEDIATRIC ACUTE	D02	P3	PED	0.0	0.0						-
173	PSYCHIATRIC ACUTE	D03	P3	PSY	0.0	0.0						-
174	OBSTETRICS ACUTE	D04	P3	OBS	0.0	0.0						-

ALLOCATION OF EXPENSES (CAFETERIA, PARKING, DATA PROCESSING)

INSTITUTION NAME: Sheppard Pratt Health System
 INSTITUTION NUMBER: 214000
 FISCAL YEAR: 6/30/2018

COL. 1 COL. 2 COL. 3 COL. 4 COL. 5 COL. 6 COL. 7 COL. 8

///	DISTRIBUTION OF LOSS PER FTE	LOOK UP	SCHED	CODE	NO. OF FTE'S	C x D1	FTE'S ALLOCATED	BASIS	WAGES, SALARIES, & F. BENEFIT	OTHER EXPENSES	DP ALLOCATION	TOTAL ALLOCATED EXPENSE
175	DEFINITIVE OBSERVATION	D05	P3	DEF	0.0	0.0						-
176	MED/SURG INTENSIVE CARE	D06	P3	MIS	0.0	0.0						-
177	CORONARY CARE	D07	P3	CCU	0.0	0.0						-
178	PEDIATRIC INTENSIVE CARE	D08	P3	PIC	0.0	0.0						-
179	NEONATAL INTENSIVE CARE	D09	P3	NEO	0.0	0.0						-
180	BURN CARE	D10	P3	BUR	0.0	0.0						-
181	PSYCHIATRIC INTENSIVE CARE	D11	P3	PSI	0.0	0.0						-
182	SHOCK TRAUMA	D12	P3	TRM	0.0	0.0						-
183	ONCOLOGY	D13	P3	ONC	0.0	0.0						-
184	NEWBORN NURSERY	D14	P3	NUR	0.0	0.0						-
185	PREMATURE NURSERY	D15	P3	PRE	0.0	0.0						-
186	CHRONIC CARE	D17	P3	CRH	0.0	0.0						-
187	EMERGENCY SERVICES	D18	P3	EMG	0.0	0.0						-
188	CLINICAL SERVICES	D19	P3	CL	0.0	0.0						-
189	PSYCH. DAY & NIGHT CARE	D20	P3	PDC	0.0	0.0						-
190	AMBULATORY SURGERY (PBP)	D21	P3	AMS	0.0	0.0						-
191	SAME DAY SURGERY	D22	P3	SDS	0.0	0.0						-
192	LABOR & DELIVERY SERVICES	D23	P3	DEL	0.0	0.0						-
193	OPERATING ROOM	D24	P3	OR	0.0	0.0						-
194	OPERATING ROOM CLINIC	D24a	P3	ORC	0.0	0.0						-
195	ANESTHESIOLOGY	D25	P3	ANS	0.0	0.0						-
196	LABORATORY SERVICES	D28	P3	LAB	0.0	0.0						-
197	ELECTROCARDIOGRAPHY	D30	P3	EKG	0.0	0.0						-
198	INTERVENTIONAL RADIOLOGY / CARDIOVASCULAR	D31	P3	IRC	0.0	0.0						-
199	RADIOLOGY-DIAGNOSTIC	D32	P3	RAD	0.0	0.0						-
200	CT SCANNER	D33	P3	CAT	0.0	0.0						-
201	RADIOLOGY-THERAPEUTIC	D34	P3	RAT	0.0	0.0						-
202	NUCLEAR MEDICINE	D35	P3	NUC	0.0	0.0						-
203	RESPIRATORY THERAPY	D36	P3	RES	0.0	0.0						-
204	PULMONARY FUNCTION TESTING	D37	P3	PUL	0.0	0.0						-
205	ELECTROENCEPHALOGRAPHY	D38	P3	EEG	0.0	0.0						-
206	PHYSICAL THERAPY	D39	P3	PTH	0.0	0.0						-

ALLOCATION OF EXPENSES (CAFETERIA, PARKING, DATA PROCESSING)

INSTITUTION NAME: Sheppard Pratt Health System

INSTITUTION NUMBER: 214000

FISCAL YEAR: 6/30/2018

COL. 1 COL. 2 COL. 3 COL. 4 COL. 5 COL. 6 COL. 7 COL. 8

///	DISTRIBUTION OF LOSS PER FTE	LOOK UP	SCHED	CODE	NO. OF FTE'S	C x D1	FTE'S ALLOCATED	BASIS	WAGES, SALARIES, & F. BENEFIT	OTHER EXPENSES	DP ALLOCATION	TOTAL ALLOCATED EXPENSE
207	OCCUPATIONAL THERAPY	D40	P3	OTH	0.0	0.0						-
208	SPEECH LANGUAGE PATHOLOGY	D41	P3	STH	0.0	0.0						-
209	RECREATIONAL THERAPY	D42	P3	REC	0.0	0.0						-
210	AUDIOLOGY	D43	P3	AUD	0.0	0.0						-
211	OTHER PHYSICAL MEDICINE	D44	P3	OPM	0.0	0.0						-
212	RENAL DIALYSIS	D45	P3	RDL	0.0	0.0						-
213	ORGAN ACQUISITION	D46	P3	OA	0.0	0.0						-
214	AMBULATORY SURGERY	D47	P3	AOR	0.0	0.0						-
215	LEUKOPHERESIS	D48	P3	LEU	0.0	0.0						-
216	HYPERBARIC CHAMBER	D49	P3	HYP	0.0	0.0						-
217	FREE STANDING EMERGENCY	D50	P3	FSE	0.0	0.0						-
218	MAGNETIC RESONANCE IMAGING	D51	P3	MRI	0.0	0.0						-
219	ADOLESCENT DUAL DIAGNOSED	D52	P3	ADD	0.0	0.0						-
220	LITHOTRIPSY	D53	P3	LIT	0.0	0.0						-
221	REHABILITATION	D54	P3	RHB	0.0	0.0						-
222	OBSERVATION	D55	P3	OBV	0.0	0.0						-
223	TRANSURETHAL MICROWAVE THERMOTHERAPY	D57	P3	TMT	0.0	0.0						-
224	ONCOLOGY O/P CLINIC	D58	P3	OCL	0.0	0.0						-
225	TRANSURETHAL NEEDLE ABLATION	D59	P3	TNA	0.0	0.0						-
226	PSYCHIATRIC ADULT	D70	P3	PAD	0.0	0.0						-
227	PSYCHIATRIC CHILD/ADOLESCENT	D71	P3	PCD	0.0	0.0						-
228	PSYCHIATRIC GERIATRIC	D73	P3	PSG	0.0	0.0						-
229	INDIVIDUAL THERAPIES	D74	P3	ITH	0.0	0.0						-
230	GROUP THERAPIES	D75	P3	GTH	0.0	0.0						-
231	FAMILY THERAPIES	D76	P3	FTH	0.0	0.0						-
232	PSYCHOLOGICAL TESTING	D77	P3	PST	0.0	0.0						-
233	EDUCATION	D78	P3	PSE	0.0	0.0						-
234	OTHER THERAPIES	D79	P3	OPT	0.0	0.0						-
235	ELECTROCONVULSIVE THERAPY	D80	P3	ETH	0.0	0.0						-
236	ACTIVITY THERAPIES	D81	P3	ATH	0.0	0.0						-
236	PEDIATRIC STEP-DOWN	D82	P3	PSD	0.0	0.0						-
237	340B CLINIC SERVICES	D83	P3	CL-340	0.0	0.0						-
238	340B RADIOLOGY - THERAPEUTIC	D84	P3	RAT-340	0.0	0.0						-
239	340B OR CLINIC SERVICES	D85	P3	ORC-340	0.0	0.0						-
240	340B LABORATORY SERVICES	D86	P3	LAB-340	0.0	0.0						-
241	340B DRUGS	D87	P3	CDS-340	0.0	0.0						-
242	MED/SURG ACUTE	D01	P4A	MSG	0.0	0.0						-
243	PEDIATRIC ACUTE	D02	P4A	PED	0.0	0.0						-
244	PSYCHIATRIC ACUTE	D03	P4A	PSY	0.0	0.0						-
245	OBSTETRICS ACUTE	D04	P4A	OBS	0.0	0.0						-
246	DEFINITIVE OBSERVATION	D05	P4A	DEF	0.0	0.0						-
247	MED/SURG INTENSIVE CARE	D06	P4A	MIS	0.0	0.0						-
248	CORONARY CARE	D07	P4A	CCU	0.0	0.0						-
249	PEDIATRIC INTENSIVE CARE	D08	P4B	PIC	0.0	0.0						-
250	NEONATAL INTENSIVE CARE	D09	P4B	NEO	0.0	0.0						-
251	BURN CARE	D10	P4B	BUR	0.0	0.0						-
252	PSYCHIATRIC INTENSIVE CARE	D11	P4B	PSI	0.0	0.0						-
253	SHOCK TRAUMA	D12	P4B	TRM	0.0	0.0						-
254	ONCOLOGY	D13	P4B	ONC	0.0	0.0						-
255	NEWBORN NURSERY	D14	P4B	NUR	0.0	0.0						-
256	PREMATURE NURSERY	D15	P4C	PRE	0.0	0.0						-
257	CHRONIC CARE	D17	P4C	CRH	0.0	0.0						-
258	EMERGENCY SERVICES	D18	P4C	EMG	0.0	0.0						-

ALLOCATION OF EXPENSES (CAFETERIA, PARKING, DATA PROCESSING)

INSTITUTION NAME: Sheppard Pratt Health System

INSTITUTION NUMBER: 214000

FISCAL YEAR: 6/30/2018

COL. 1 COL. 2 COL. 3 COL. 4 COL. 5 COL. 6 COL. 7 COL. 8

///	DISTRIBUTION OF LOSS PER FTE	LOOK UP	SCHED	CODE	NO. OF FTE'S	C x D1	FTE'S ALLOCATED	BASIS	WAGES, SALARIES, & F. BENEFIT	OTHER EXPENSES	DP ALLOCATION	TOTAL ALLOCATED EXPENSE
259	CLINICAL SERVICES	D19	P4C	CL	0.0	0.0						-
260	PSYCH. DAY & NIGHT CARE	D20	P4C	PDC	1.4	1.1						1.1
261	AMBULATORY SURGERY (PBP)	D21	P4C	AMS	0.0	0.0						-
262	SAME DAY SURGERY	D22	P4C	SDS	0.0	0.0						-
263	LABOR & DELIVERY SERVICES	D23	P4D	DEL	0.0	0.0						-
264	OPERATING ROOM	D24	P4D	OR	0.0	0.0						-
265	OPERATING ROOM CLINIC	D24a	P4D	ORC	0.0	0.0						-
266	ANESTHESIOLOGY	D25	P4D	ANS	0.0	0.0						-
267	LABORATORY SERVICES	D28	P4D	LAB	0.0	0.0						-
268	ELECTROCARDIOGRAPHY	D30	P4D	EKG	0.0	0.0						-
269	INTERVENTIONAL RADIOLOGY / CARDIOVASCULAR	D31	P4D	IRC	0.0	0.0						-
270	RADIOLOGY-DIAGNOSTIC	D32	P4E	RAD	0.0	0.0						-
271	CT SCANNER	D33	P4E	CAT	0.0	0.0						-
272	RADIOLOGY-THERAPEUTIC	D34	P4E	RAT	0.0	0.0						-
273	NUCLEAR MEDICINE	D35	P4E	NUC	0.0	0.0						-
274	RESPIRATORY THERAPY	D36	P4E	RES	0.0	0.0						-
275	PULMONARY FUNCTION TESTING	D37	P4E	PUL	0.0	0.0						-
276	ELECTROENCEPHALOGRAPHY	D38	P4E	EEG	0.0	0.0						-
277	PHYSICAL THERAPY	D39	P4F	PTH	0.0	0.0						-
278	OCCUPATIONAL THERAPY	D40	P4F	OTH	0.0	0.0						-
279	SPEECH LANGUAGE PATHOLOGY	D41	P4F	STH	0.0	0.0						-
280	RECREATIONAL THERAPY	D42	P4F	REC	0.0	0.0						-
281	AUDIOLOGY	D43	P4F	AUD	0.0	0.0						-
282	OTHER PHYSICAL MEDICINE	D44	P4F	OPM	0.0	0.0						-
283	RENAL DIALYSIS	D45	P4F	RD1	0.0	0.0						-
284	ORGAN ACQUISITION	D46	P4G	OA	0.0	0.0						-
285	AMBULATORY SURGERY	D47	P4G	AOR	0.0	0.0						-
286	LEUKOPHERESIS	D48	P4G	LEU	0.0	0.0						-
287	HYPERBARIC CHAMBER	D49	P4G	HYP	0.0	0.0						-
288	FREE STANDING EMERGENCY	D50	P4G	FSE	0.0	0.0						-
289	MAGNETIC RESONANCE IMAGING	D51	P4G	MRI	0.0	0.0						-
290	ADOLESCENT DUAL DIAGNOSED	D52	P4G	ADD	0.0	0.0						-

ALLOCATION OF EXPENSES (CAFETERIA, PARKING, DATA PROCESSING)

INSTITUTION NAME: Sheppard Pratt Health System

INSTITUTION NUMBER: 214000

FISCAL YEAR: 6/30/2018

COL. 1 COL. 2 COL. 3 COL. 4 COL. 5 COL. 6 COL. 7 COL. 8

///	DISTRIBUTION OF LOSS PER FTE	LOOK UP	SCHED	CODE	NO. OF FTE'S	C x D1	FTE'S ALLOCATED	BASIS	WAGES, SALARIES, & F. BENEFIT	OTHER EXPENSES	DP ALLOCATION	TOTAL ALLOCATED EXPENSE
291	LITHOTRIPSY	D53	P4H	LIT	0.0	0.0						-
292	REHABILITATION	D54	P4H	RHB	0.0	0.0						-
293	OBSERVATION	D55	P4H	OBV	0.0	0.0						-
294	TRANSURETHAL MICROWAVE THERMOTHERAPY	D57	P4H	TMT	0.0	0.0						-
295	ONCOLOGY O/P CLINIC	D58	P4H	OCL	0.0	0.0						-
296	TRANSURETHAL NEEDLE ABLATION	D59	P4H	TNA		0.0						-
297	PSYCHIATRIC ADULT	D70	P4H	PAD	19.0	15.0						15.0
298	PSYCHIATRIC CHILD/ADOLESCENT	D71	P4I	PCD	2.7	2.2						2.2
299	PSYCHIATRIC GERIATRIC	D73	P4I	PSG	0.0	0.0						-
300	INDIVIDUAL THERAPIES	D74	P4I	ITH	0.0	0.0						-
301	GROUP THERAPIES	D75	P4I	GTH	0.0	0.0						-
302	FAMILY THERAPIES	D76	P4I	FTH	0.0	0.0						-
303	PSYCHOLOGICAL TESTING	D77	P4I	PST	0.0	0.0						-
304	EDUCATION	D78	P4I	PSE	0.0	0.0						-
305	OTHER THERAPIES	D79	P4J	OPT	0.0	0.0						-
306	ELECTROCONVULSIVE THERAPY	D80	P4J	ETH	0.0	0.0						-
307	ACTIVITY THERAPIES	D81	P4J	ATH	0.0	0.0						-
307	PEDIATRIC STEP-DOWN	D82	P4J	PSD	0.0	0.0						-
308	340B CLINIC SERVICES	D83	P4J	CL-340	0.0	0.0						-
309	340B RADIOLOGY - THERAPEUTIC	D84	P4J	RAT-340	0.0	0.0						-
310	340B OR CLINIC SERVICES	D85	P4J	ORC-340	0.0	0.0						-
311	340B LABORATORY SERVICES	D86	P4K	LAB-340	0.0	0.0						-
312	340B DRUGS	D87	P4K	CDS-340	0.0	0.0						-
313	MED/SURG ACUTE	D01	P5A	MSG	0.0	0.0						-
314	PEDIATRIC ACUTE	D02	P5A	PED	0.0	0.0						-
315	PSYCHIATRIC ACUTE	D03	P5A	PSY	0.0	0.0						-
316	OBSTETRICS ACUTE	D04	P5A	OBS	0.0	0.0						-
317	DEFINITIVE OBSERVATION	D05	P5A	DEF	0.0	0.0						-
318	MED/SURG INTENSIVE CARE	D06	P5A	MIS	0.0	0.0						-
319	CORONARY CARE	D07	P5A	CCU	0.0	0.0						-
320	PEDIATRIC INTENSIVE CARE	D08	P5B	PIC	0.0	0.0						-
321	NEONATAL INTENSIVE CARE	D09	P5B	NEO	0.0	0.0						-
322	BURN CARE	D10	P5B	BUR	0.0	0.0						-
323	PSYCHIATRIC INTENSIVE CARE	D11	P5B	PSI	0.0	0.0						-
324	SHOCK TRAUMA	D12	P5B	TRM	0.0	0.0						-
325	ONCOLOGY	D13	P5B	ONC	0.0	0.0						-
326	NEWBORN NURSERY	D14	P5B	NUR	0.0	0.0						-
327	PREMATURE NURSERY	D15	P5C	PRE	0.0	0.0						-
328	CHRONIC CARE	D17	P5C	CRH	0.0	0.0						-
329	EMERGENCY SERVICES	D18	P5C	EMG	0.0	0.0						-
330	CLINICAL SERVICES	D19	P5C	CL	0.0	0.0						-
331	PSYCH. DAY & NIGHT CARE	D20	P5C	PDC	0.0	0.0						-
332	AMBULATORY SURGERY (PBP)	D21	P5C	AMS	0.0	0.0						-

ALLOCATION OF EXPENSES (CAFETERIA, PARKING, DATA PROCESSING)

INSTITUTION NAME: Sheppard Pratt Health System
 INSTITUTION NUMBER: 214000
 FISCAL YEAR: 6/30/2018

COL. 1 COL. 2 COL. 3 COL. 4 COL. 5 COL. 6 COL. 7 COL. 8

///	DISTRIBUTION OF LOSS PER FTE	LOOK UP	SCHED	CODE	NO. OF FTE'S	C x D1	FTE'S ALLOCATED	BASIS	WAGES, SALARIES, & F. BENEFIT	OTHER EXPENSES	DP ALLOCATION	TOTAL ALLOCATED EXPENSE
333	SAME DAY SURGERY	D22	P5C	SDS	0.0	0.0						-
334	LABOR & DELIVERY SERVICES	D23	P5D	DEL	0.0	0.0						-
335	OPERATING ROOM	D24	P5D	OR	0.0	0.0						-
336	OPERATING ROOM CLINIC	D24a	P5D	ORC	0.0	0.0						-
337	ANESTHESIOLOGY	D25	P5D	ANS	0.0	0.0						-
338	LABORATORY SERVICES	D28	P5D	LAB	0.0	0.0						-
339	ELECTROCARDIOGRAPHY	D30	P5D	EKG	0.0	0.0						-
340	INTERVENTIONAL RADIOLOGY / CARDIOVASCULAR	D31	P5D	IRC	0.0	0.0						-
341	RADIOLOGY-DIAGNOSTIC	D32	P5E	RAD	0.0	0.0						-
342	CT SCANNER	D33	P5E	CAT	0.0	0.0						-
343	RADIOLOGY-THERAPEUTIC	D34	P5E	RAT	0.0	0.0						-
344	NUCLEAR MEDICINE	D35	P5E	NUC	0.0	0.0						-
345	RESPIRATORY THERAPY	D36	P5E	RES	0.0	0.0						-
346	PULMONARY FUNCTION TESTING	D37	P5E	PUL	0.0	0.0						-
347	ELECTROENCEPHALOGRAPHY	D38	P5E	EEG	0.0	0.0						-
348	PHYSICAL THERAPY	D39	P5F	PTH	0.0	0.0						-
349	OCCUPATIONAL THERAPY	D40	P5F	OTH	0.0	0.0						-
350	SPEECH LANGUAGE PATHOLOGY	D41	P5F	STH	0.0	0.0						-
351	RECREATIONAL THERAPY	D42	P5F	REC	0.0	0.0						-
352	AUDIOLOGY	D43	P5F	AUD	0.0	0.0						-
353	OTHER PHYSICAL MEDICINE	D44	P5F	OPM	0.0	0.0						-
354	RENAL DIALYSIS	D45	P5F	RDL	0.0	0.0						-
355	ORGAN ACQUISITION	D46	P5G	OA	0.0	0.0						-
356	AMBULATORY SURGERY	D47	P5G	AOR	0.0	0.0						-
357	LEUKOPHERESIS	D48	P5G	LEU	0.0	0.0						-
358	HYPERBARIC CHAMBER	D49	P5G	HYP	0.0	0.0						-
359	FREE STANDING EMERGENCY	D50	P5G	FSE	0.0	0.0						-
360	MAGNETIC RESONANCE IMAGING	D51	P5G	MRI	0.0	0.0						-
361	ADOLESCENT DUAL DIAGNOSED	D52	P5G	ADD	0.0	0.0						-
362	LITHOTRIPSY	D53	P5H	LIT	0.0	0.0						-
363	REHABILITATION	D54	P5H	RHB	0.0	0.0						-
364	OBSERVATION	D55	P5H	OBV	0.0	0.0						-
365	TRANSURETHAL MICROWAVE THERMOTHERAPY	D57	P5H	TMT	0.0	0.0						-
366	ONCOLOGY O/P CLINIC	D58	P5H	OCL	0.0	0.0						-
367	TRANSURETHAL NEEDLE ABLATION	D59	P5H	TNA	0.0	0.0						-
368	PSYCHIATRIC ADULT	D70	P5H	PAD	0.0	0.0						-

ALLOCATION OF EXPENSES (CAFETERIA, PARKING, DATA PROCESSING)

OADP K

INSTITUTION NAME: Sheppard Pratt Health System

INSTITUTION NUMBER: 214000

FISCAL YEAR: 6/30/2018

COL. 1 COL. 2 COL. 3 COL. 4 COL. 5 COL. 6 COL. 7 COL. 8

///	DISTRIBUTION OF LOSS PER FTE	LOOK UP	SCHED	CODE	NO. OF FTE'S	C x D1	FTE'S ALLOCATED	BASIS	WAGES, SALARIES, & F. BENEFIT	OTHER EXPENSES	DP ALLOCATION	TOTAL ALLOCATED EXPENSE
369	PSYCHIATRIC CHILD/ADOLESCENT	D71	P51	PCD	0.0	0.0						-
370	PSYCHIATRIC GERIATRIC	D73	P51	PSG	0.0	0.0						-
371	INDIVIDUAL THERAPIES	D74	P51	ITH	0.0	0.0						-
372	GROUP THERAPIES	D75	P51	GTH	0.0	0.0						-
373	FAMILY THERAPIES	D76	P51	FTH	0.0	0.0						-
374	PSYCHOLOGICAL TESTING	D77	P51	PST	0.0	0.0						-
375	EDUCATION	D78	P51	PSE	0.0	0.0						-
376	OTHER THERAPIES	D79	P5J	OPT	0.0	0.0						-
377	ELECTROCONVULSIVE THERAPY	D80	P5J	ETH	0.0	0.0						-
378	ACTIVITY THERAPIES	D81	P5J	ATH	0.0	0.0						-
378	PEDIATRIC STEP-DOWN	D82	P5J	PSD	0.0	0.0						-
379	340B CLINIC SERVICES	D83	P5J	CL-340	0.0	0.0						-
380	340B RADIOLOGY - THERAPEUTIC	D84	P5J	RAT-340	0.0	0.0						-
381	340B OR CLINIC SERVICES	D85	P5J	ORC-340	0.0	0.0						-
382	340B LABORATORY SERVICES	D86	P5J	LAB-340	0.0	0.0						-
383	340B DRUGS	D87	P5J	CDS-340	0.0	0.0						-
384	FREESTANDING CLINIC SERVICES	UR01	UR01	FSC1	258.3	204.9						204.9
385	HOME HEALTH SERVICES	UR02	UR02	HHC	0.0	0.0						-
386	OUTPATIENT RENAL DIALYSIS	UR03	UR03	ORD	0.0	0.0						-
387	SKILLED NURSING CARE	UR04	UR04	ECF1	0.0	0.0						-
388	LABORATORY NON-PATIENT	UR05	UR05	ULB	0.0	0.0						-
389	PHYSICIANS PART B SERVICES	UR06	UR06	UPB	1.2	1.0						1.0
390	CERTIFIED NURSE ANESTHETISTS	UR07	UR07	CNA	0.0	0.0						-
391	PHYSICIAN SUPPORT SERVICES	UR08	UR08	PSS	0.0	0.0						-
392	TBD	UR09	UR09	TBA2	0.0	0.0						-
393	TBD	UR10	UR10	TBA3	0.0	0.0						-
394	TBD	UR11	UR11	TBA4	0.0	0.0						-
395	TBD	UR12	UR12	TBA5	0.0	0.0						-
396	TBD	UR13	UR13	TBA6	0.0	0.0						-
397	TBD	UR14	UR14	TBA7	0.0	0.0						-
398	TBD	UR15	UR15	TBA8	0.0	0.0						-
E	TOTALS				1,540.5	1,221.8	21.4	100.00%	2,116.4	4,925.4	7,041.8	8,263.6

**RECONCILIATION OF BASE YEAR EXPENSES
AND BUDGET YEAR EXPENSES
TO SCHEDULE RE**

RC

INSTITUTION NAME: Sheppard Pratt Health System

FISCAL YEAR 6/30/2018

INSTITUTION NUMBER: 214000

Expenses		Sources	HSCRC Regulated	Unregulated	Total	
A	Unassigned Expense	Sch. UA, Col. 10	16,526.7	6,935.3	23,462.0	A
B	Physicians Part B Services	P2 Ln A Col 7 UR6 Ln B Col 3	104.3	0.0	104.3	B
C	Physician Support Services	Sch. P3, Line A, Col. 7 UR	0.0		0.0	C
D	Resident, Intern Services	Sch. P4 & P5 , Line A, Col. 7	2,525.1	0.0	2,525.1	D
E	Overhead Expense Survey	Sch OES, Line P, Col. 1	46,788.4	10,306.8	57,095.2	E
F	Patient Care Centers	Schs D1 - D81, Line B, Col. 4	68,316.5	//////////	68,316.5	F
G	Auxiliary Enterprises	Schs E1 - E9 Line B, Col 3	1,221.8	1,523.0	2,744.8	G
H	Other Institution Programs	Schs F1 - F4, Line B, Col 3	//////////	4,822.7	4,822.7	H
I	Unregulated Services	Schs UR1-UR15 Less Ln B & C	//////////	70,027.5	70,027.5	I
J	Total Operating Expenses	A+B+C+D+E+F+G+H+I	135,482.8	93,615.4	229,098.1	J
K	Non-Operating Expenses	Non-Operating Expenses	//////////	0.0	0.0	K
L	Total Expenses	J + K	135,482.8	93,615.4	229,098.1	L
M	Total Operating Expenses - RE	Sche RE, Line S	135,203.9	93,894.9	229,098.8	M
N	Non-Operating Expenses - RE	Sche RE, Line V	//////////	0.0	0.0	N
O	Total Expenses - RE	M + N	135,203.9	93,894.9	229,098.8	O
P	Reconciliation Amount	O - L	(278.9)	279.5	0.7	P
Q	Nomenclature	//////////	//////////	//////////	//////////	Q
Q1	Other Non-Operating Expense	Audited Financial Statements	0.0	0.0	0.0	Q1
Q2	Rounding		(0.7)	0.0	(0.7)	Q2
Q3	O/H Exp Alloc. to Aux Ent. Fringe	E Schedules	46.9	(46.9)	0.0	Q3
Q4	Aux Ent. Loss Allocated to F and UR	OA Schedule	232.6	(232.6)	0.0	Q4
Q5	Ineligible Interns/Residents	P5 Schedule	0.0	0.0	0.0	Q5
Q6						Q6

STATEMENT OF REVENUE AND EXPENSES

RE

INSTITUTION NAME: Sheppard Pratt Health System

FISCAL

6/30/2018INSTITUTION NUMBER: 214000

		COL 1	COL 2	COL 3	
		Regulated	Unregulated	Total	
Operating Revenues:		xxxx	xxxx	xxxx	
A	Gross Revenues from Daily Hospital Services	123,260.3	0.0	123,260.3	A
B	Gross Revenues from Ambulatory Services	15,592.5	0.0	15,592.5	B
C	Gross Revenues from Inpatient Ancillary Services	16,526.6	0.0	16,526.6	C
D	Gross Revenues from Outpatient Ancillary Services	751.6	0.0	751.6	D
E	Gross Patient Revenues	156,131.0	0.0	156,131.0	E
Deductions from Revenues:		xxxx	xxxx	xxxx	
F	Provision for Bad Debts	1,370.6	0.0	1,370.6	F
G	Charity/Uncompensated Care	4,488.4	0.0	4,488.4	G
H	Contractual Adjustments	13,546.4	0.0	13,546.4	H
H1	Uncompensated Care Fund Payments	0.0	0.0	0.0	H1
H2	Denials	1,173.8	0.0	1,173.8	H2
I	Other Deductions from Revenues	0.0	0.0	0.0	I
J	Total Deductions from Revenues	20,579.1	0.0	20,579.1	J
J1	Uncompensated Care Fund Receipts	0.0	0.0	0.0	J1
K	Net Patient Revenues	135,551.9	0.0	135,551.9	K
L	Other Operating Revenues	(72.6)	94,678.7	94,606.1	L
M	Net Operating Revenues	135,479.3	94,678.7	230,158.0	M
Operating Expenses:		xxxx	xxxx	xxxx	
N	Salaries, Wages, and Employee Benefits	87,429.5	66,361.7	153,791.2	N
O	Professional Fees	8,691.7	298.3	8,990.0	O
P	Supplies	8,959.2	3,448.4	12,407.5	P
Q	Depreciation/Amortization, Leases/Rentals	11,727.9	5,739.3	17,467.2	Q
R	Other Expenses	18,395.6	18,047.3	36,442.9	R
S	Total Operating Expenses	135,203.9	93,894.9	229,098.8	S
T	Excess (Deficit) Operating Revenues Over Operating Expenses	275.4	783.8	1,059.2	T
U	Non-Operating Revenues	xxxx	3,913.7	3,913.7	U
V	Non-Operating Expenses	xxxx	0.0	0.0	V
W	Excess (Deficit) Revenues Over Expenses-Regulated and Unregulated	275.4	4,697.5	4,972.9	W
X	Operating Expenses per EIPD	1.11988	xxxx	xxxx	X
Y	Operating Expenses per EIPA	14.50572	xxxx	xxxx	Y
Z	Working Capital Ratio = Current Assets/Current Liabilities	2.2	xxxx	xxxx	Z
AA	Admissions	8,345	0	8,345	AA
BB	EIPA's	9,321		9,321	BB

**Schedule RE-R:
Reconciliation of the Audited
Financials to Schedule RE**

INSTITUTION NAME: Sheppard Pratt Health System

RE - R 1

INSTITUTION NO.: 214000

	Col. 1	Col. 2	Col. 3	Col. 4	Col. 5	Col. 6	Col. 7	Col. 8	Col. 9
	Audited Financial Statements	Miscellaneous Adjustments	AUXILIARY ENTERPRISES						
			E01	E02	E03	E04	E05	E06	E07
			Ambulance	Parking	Dr. Office	Other Office	Retail Ops.	Pt. Phones	Cafeteria
Gross Patient Revenue	156,131.0	-	-	-	-	-	-	-	-
Provision for Bad Debt	1,326.8	43.7	-	-	-	-	-	-	-
Charity Care	4,488.4	-	-	-	-	-	-	-	-
Contractual Allowances	14,284.1	436.1	-	-	-	-	-	-	-
Total Deductions	20,099.3	479.8	-	-	-	-	-	-	-
Net Patient Revenue	136,031.7	(479.8)	-	-	-	-	-	-	-
Other Operating Revenue	100,588.5	(5,982.3)	-	-	387.3	489.4	193.5	-	817.2
Total Operating Revenue	236,620.2	(6,462.1)	-	-	387.3	489.4	193.5	-	817.2
Operating Expenses:									
Salaries, Wages and Benefits	154,329.2	(538.0)	-	-	303.8	518.5	102.1	-	777.8
Professional Fees	-	8,990.0	-	-	-	1.4	-	-	-
Supplies	12,407.5	-	-	-	(11.1)	171.4	107.7	-	-
Depreciation / Amortization	14,631.6	(187.1)	-	-	279.1	131.3	26.2	-	-
Leases / Rentals	3,022.7	-	-	-	-	6.1	-	-	-
Interest	2,880.2	(42.9)	-	-	-	-	-	-	-
Other Expenses	46,861.3	(13,255.8)	-	-	536.3	286.5	41.7	-	39.4
Total Operating Expense	234,132.6	(5,033.8)	-	-	1,108.1	1,115.2	277.7	-	817.2
Income from Operations	2,487.5	(1,428.3)	-	-	(720.8)	(625.7)	(84.3)	-	0.0
Non-Operating Revenues	2,485.4	1,428.3	-	-	-	-	-	-	-
Non-Operating Expenses	-	-	-	-	-	-	-	-	-
Excess Revenue Over Expenses	4,972.9	(0.0)	-	-	(720.8)	(625.7)	(84.3)	-	0.0

**Schedule RE-R:
Reconciliation of the Audited
Financials to Schedule RE**

INSTITUTION NAME: Sheppard Pratt H

RE - R 2

INSTITUTION NO.: 214000

	Col. 10	Col. 11	Col. 12	Col. 13	Col. 14	Col. 15	Col. 16	Col. 17	Col. 18
	AUXILIARY ENTERPRISES		OTHER INSTITUTIONAL PROGRAMS				UNREGULATED		
	E08	E09	F01	F02	F03	F04	UR01	UR02	UR03
	Day Care	Housing	Research	Nursing Ed.	Other Hlth. Ed.	Comm. Hlth. Ed.	FSC	Home Health	O/P Renal
Gross Patient Revenue	-	-	-	-	-	-	-	-	-
Provision for Bad Debt	-	-	-	-	-	-	-	-	-
Charity Care	-	-	-	-	-	-	-	-	-
Contractual Allowances	-	-	-	-	-	-	-	-	-
Total Deductions	-	-	-	-	-	-	-	-	-
Net Patient Revenue	-	-	-	-	-	-	-	-	-
Other Operating Revenue	-	-	2,013.9	-	-	2,620.2	88,155.5	-	-
Total Operating Revenue	-	-	2,013.9	-	-	2,620.2	88,155.5	-	-
Operating Expenses:									
Salaries, Wages and Benefits	-	-	1,936.3	-	79.9	2,067.9	60,509.5	-	-
Professional Fees	-	-	35.0	-	0.0	112.9	139.3	-	-
Supplies	-	-	30.6	-	0.3	27.4	3,095.2	-	-
Depreciation / Amortization	-	-	-	-	-	-	4,289.5	-	-
Leases / Rentals	-	-	-	-	-	-	927.3	-	-
Interest	-	-	-	-	-	-	722.8	-	-
Other Expenses	-	-	602.8	-	38.4	302.2	15,428.8	-	-
Total Operating Expense	-	-	2,604.8	-	118.7	2,510.5	85,112.5	-	-
Income from Operations	-	-	(590.8)	-	(118.7)	109.7	3,043.0	-	-
Non-Operating Revenues	-	-	-	-	-	-	-	-	-
Non-Operating Expenses	-	-	-	-	-	-	-	-	-
Excess Revenue Over Expenses	-	-	(590.8)	-	(118.7)	109.7	3,043.0	-	-

**Schedule RE-R:
Reconciliation of the Audited
Financials to Schedule RE**

INSTITUTION NAME: Sheppard Pratt H

INSTITUTION NO.: 214000

	Col. 19	Col. 20	Col. 21	Col. 22	Col. 23	Col. 23a	Col. 23b	Col. 23c	Col. 23d
	UNREGULATED								
	UR04	UR05	UR06	UR07	UR08	UR09	UR10	UR11	UR12
	SNF	Non-Pt. Lab	Phys. Pt. B	CNA	PSS	TBD	TBD	TBD	TBD
Gross Patient Revenue	-	-	-	-	-	-	-	-	-
Provision for Bad Debt	-	-	-	-	-	-	-	-	-
Charity Care	-	-	-	-	-	-	-	-	-
Contractual Allowances	-	-	-	-	-	-	-	-	-
Total Deductions	-	-	-	-	-	-	-	-	-
Net Patient Revenue	-	-	-	-	-	-	-	-	-
Other Operating Revenue	-	-	1.7	-	-	-	-	-	-
Total Operating Revenue	-	-	1.7	-	-	-	-	-	-
Operating Expenses:									
Salaries, Wages and Benefits	-	-	65.8	-	-	-	-	-	-
Professional Fees	-	-	9.7	-	-	-	-	-	-
Supplies	-	-	26.7	-	-	-	-	-	-
Depreciation / Amortization	-	-	76.5	-	-	-	-	-	-
Leases / Rentals	-	-	3.2	-	-	-	-	-	-
Interest	-	-	-	-	-	-	-	-	-
Other Expenses	-	-	48.4	-	-	-	-	-	-
Total Operating Expense	-	-	230.3	-	-	-	-	-	-
Income from Operations	-	-	(228.6)	-	-	-	-	-	-
Non-Operating Revenues	-	-	-	-	-	-	-	-	-
Non-Operating Expenses	-	-	-	-	-	-	-	-	-
Excess Revenue Over Expenses	-	-	(228.6)	-	-	-	-	-	-

**Schedule RE-R:
Reconciliation of the Audited
Financials to Schedule RE**

INSTITUTION NAME: Sheppard Pratt H

RE - R 3

INSTITUTION NO.: 214000

	Col. 23e	Col. 23f	Col. 23g	Col. 24	Col. 25	Col. 26	Col. 27
	UR13	UR14	UR15	TOTAL	TOTAL	SCHEDULE	RE
	TBD	TBD	TBD	UNREGULATED	REGULATED	RE	LINE
Gross Patient Revenue	-	-	-	-	156,131.0	156,131.0	E
Provision for Bad Debt	-	-	-	-	1,370.6	1,370.6	F
Charity Care	-	-	-	-	4,488.4	4,488.4	G
Contractual Allowances	-	-	-	-	14,720.2	14,720.2	H
Total Deductions	-	-	-	-	20,579.1	20,579.1	J
Net Patient Revenue	-	-	-	-	135,551.9	135,551.9	K
Other Operating Revenue	-	-	-	94,678.7	(72.6)	94,606.1	L
Total Operating Revenue	-	-	-	94,678.7	135,479.3	230,158.0	M
Operating Expenses:							
Salaries, Wages and Benefits	-	-	-	66,361.7	87,429.5	153,791.2	N
Professional Fees	-	-	-	298.3	8,691.7	8,990.0	O
Supplies	-	-	-	3,448.4	8,959.2	12,407.5	P
Depreciation / Amortization	-	-	-	4,802.6	9,641.9	14,444.5	Q
Leases / Rentals	-	-	-	936.6	2,086.0	3,022.7	Q
Interest	-	-	-	722.8	2,114.5	2,837.4	R
Other Expenses	-	-	-	17,324.5	16,281.1	33,605.5	R
Total Operating Expense	-	-	-	93,894.9	135,203.9	229,098.8	S
Income from Operations	-	-	-	783.8	275.4	1,059.2	T
Non-Operating Revenues	-	-	-	3,913.7	XXXXX	3,913.7	U
Non-Operating Expenses	-	-	-	-	XXXXX	-	V
Excess Revenue Over Expenses	-	-	-	4,697.5	275.4	4,972.9	W

OVERHEAD STATISTICAL APPORTIONMENT

JS1 & JS2

INSTITUTION NAME: Sheppard Pratt Health System
 INSTITUTION NUMBER: 214000

FISCAL YEAR 6/30/2018

UNIT COST CALCULATIONS	COL 1 DIETARY MEALS	COL 2 LAUNDRY & LINEN POUNDS	COL 3 PURCHASING STORES OTH EXP SCHED	COL 4 HOUSEKEEPING # OF HOURS	COL 5 CENT SUPPLY PHARMACY SOCIAL SERV	COL 6 PLANT OPERATIONS NET SQ FEET	COL 7 INPATIENT: PAC, MRD FIS, MGT, NAD	COL 7 A AMBULATORY: PAC, MRD FIS, MGT, NAD	COL 8 OUTPATIENT: PAC, MRD FIS, MGT, NAD	COL 9 MED STAFF ADMIN EIPAs	COL 10 UNASSIGNED EXPENSES	
A Overhead Expenses	3,870.8	379.8	167.3	3,164.4	4,781.7	6,931.2	20,858.0	2,309.2	129.6	2.8	2,567.3	
B Units	428,093	445,050	12,997	132,293	4,782	211,594	65,276.1	8,779.2	441.0	9,321	112,306.9	
C Cost per unit	0.009042	0.000853	0.012871	0.023920	1.000000	0.032757	0.319535	0.263031	0.293800	0.000303	0.022859	
STATISTICAL APPORTIONMENT												
1 Med/Surg Acute	MSG	0	0	0.0	0	0	0	0	0	0	0.0	
2 Pediatric Acute	PED	0	0	0.0	0	0	0	0	0	0	0.0	
3 Psychiatric Acute	PSY	0	0	0.0	0	0	0	0	0	0	0.0	
4 Obstetrics Acute	OBS	0	0	0.0	0	0	0	0	0	0	0.0	
5 Definitive Observation	DEF	0	0	0.0	0	0	0	0	0	0	0.0	
6 Med/Surg Intensive Care	MIS	0	0	0.0	0	0	0	0	0	0	0.0	
7 Coronary Care	CCU	0	0	0.0	0	0	0	0	0	0	0.0	
8 Pediatric Intensive Care	PIC	0	0	0.0	0	0	0	0	0	0	0.0	
9 Neonatal Intensive Care	NEO	0	0	0.0	0	0	0	0	0	0	0.0	
10 Burn Care	BUR	0	0	0.0	0	0	0	0	0	0	0.0	
11 Psychiatric Intensive Care	PSI	0	0	0.0	0	0	0	0	0	0	0.0	
12 Shock Trauma	TRM	0	0	0.0	0	0	0	0	0	0	0.0	
13 Oncology	ONC	0	0	0.0	0	0	0	0	0	0	0.0	
14 Newborn Nursery	NUR	0	0	0.0	0	0	0	0	0	0	0.0	
15 Premature Nursery	PRE	0	0	0.0	0	0	0	0	0	0	0.0	
16 Chronic Care	CRH	0	0	0.0	0	0	0	0	0	0	0.0	
17 Emergency Services	EMG	0	0	0.0	0	0	0	0	0	0	0.0	
18 Clinical Services	CL	0	0	36.0	4,870	7,728	0	434.8	120	919.3		
19 Psych, Day & Night Care	PDC	17,343	0	1,090.0	16,311	25,885	0	7,681.3	823	11,111.0		
21 Ambulatory Surgery (PBP)	AMS	0	0	0.0	0	0	0	0	0	0	0.0	
20 Same Day Surgery	SDS	0	0	0.0	0	0	0	0	0	0	0.0	
22 Labor & Delivery Services	DEL	0	0	0.0	0	0	0	0	0	0	0.0	
23 Operating Room	OR	0	0	0.0	0	0	0	0	0	0	0.0	
24 Operating Room Clinic	ORC	0	0	0.0	0	0	0	0	0	0	0.0	
25 Anesthesiology	ANS	0	0	0.0	0	0	0	0	0	0	0.0	
26 Laboratory Services	LAB	0	2,101.1	293	466	2,087.5	0	14.6	0	2,822.6		
27 Electrocardiography	EKG	0	43.3	73	116	44.3	0	2.3	0	67.5		
28 Interventional Radiology / Cardiovascular	IRC	0	0.0	0	0	0	0	0	0	0.0		
29 Radiology-Diagnostic	RAD	0	165.9	0	0	168.6	0	0	0	224.7		
30 CT Scanner	CAT	0	0.0	0	0	0	0	0	0	0.0		
31 Radiology-Therapeutic	RAT	0	0.0	0	0	0	0	0	0	0.0		
32 Nuclear Medicine	NUC	0	0.0	0	0	0	0	0	0	0.0		
33 Respiratory Therapy	RES	0	0.0	0	0	0	0	0	0	0.0		
34 Pulmonary Function Testing	PUL	0	0.0	0	0	0	0	0	0	0.0		
35 Electroencephalography	EEG	0	0	85	134	0.7	0	0	0	7.4		
36 Physical Therapy	PTH	0	0.0	0	0	0	0	0	0	0.0		
37 Occupational Therapy	OTH	0	0.0	0	0	0	0	0	0	0.0		
38 Speech Language Pathology	STH	0	0.0	0	0	0	0	0	0	0.0		
39 Recreational Therapy	REC	0	0.0	0	0	0	0	0	0	0.0		
40 Audiology	AUD	0	0.0	0	0	0	0	0	0	0.0		
41 Other Physical Medicine	OPM	0	0.0	0	0	0	0	0	0	0.0		
42 Renal Dialysis	RDL	0	0.0	0	0	0	0	0	0	0.0		
43 Organ Acquisition	OA	0	0.0	0	0.0	0	0	0	0	0.0		
44 Ambulatory Surgery	AOR	0	0.0	0	0	0	0	0	0	0.0		
45 Leukopheresis	LEU	0	0.0	0	0	0	0	0	0	0.0		
46 Hyperbaric Chamber	HYP	0	0.0	0	0	0	0	0	0	0.0		
47 Free Standing Emergency	FSE	0	0.0	0	0	0	0	0	0	0.0		
48 Magnetic Resonance Imaging	MRI	0	54.9	0	0	54.9	0	0	0	73.1		
49 Adolescent Dual Diagnosed	ADD	17,579	19,047	556.6	6,708	10,645	3,718.3	0	0	5,597.9		
50 Lithotripsy	LIT	0	0.0	0	0	0	0	0	0	0.0		
51 Rehabilitation	RHB	0	0.0	0	0	0	0	0	0	0.0		
52 Observation	OBV	0	64.8	0	0	0	0	663.0	32	838.2		
53 Ambulance Services-Rebundled	AMR	0	0.0	0	0	0	0	0	0	0.0		
54 Transurethral Microwave Thermotherapy	TMT	0	0.0	0	0	0	0	0	0	0.0		
55 Oncology O/P Clinic	OCL	0	0.0	0	0	0	0	0	0	0.0		
56 Transurethral Needle Ablation	TNA	0	0.0	0	0	0	0	0	0	0.0		
57 Pediatric Step-Down	PSD	0	0.0	0	0	0	0	0	0	0.0		
58 340B Clinic Services	CL-340	0	0.0	0	0	0	0	0	0	0.0		
59 340B Radiology - Therapeutic	RAT-340	0	0.0	0	0	0	0	0	0	0.0		
60 340B OR Clinic Services	ORC-340	0	0.0	0	0	0	0	0	0	0.0		
61 340B Laboratory Services	LAB-340	0	0.0	0	0	0	0	0	0	0.0		
62 340B Drugs	CDS-340	0	0.0	0	0	0	0	0	0	0.0		
63 Admission Services	ADM	0	0	0	2,171.8	0	0	0	8,345	0		
64 Med/Surg Supplies	MSS	0	0	0	0	0	0	0	0	0.0		
65 Drugs Sold	CDS	0	0	0	2,609.9	1,655	2,605.8	4.1	0	3,498.0		
E SUBTOTAL		34,922	19,047	4,112.6	28,341	4,781.7	46,629	8,680.1	8,779.2	20.9	9,321	25,159.7

OVERHEAD STATISTICAL APPORTIONMENT - PSYCHIATRY RATE CENTERS

JS3 & JS4

INSTITUTION NAME: Sheppard Pratt Health System
 INSTITUTION NUMBER: 214000

FISCAL YEAR: 6/30/2018

UNIT COST CALCULATIONS	COL 1	COL 2	COL 3	COL 4	COL 5	COL 6	COL 7	COL 7 A	COL 8	COL 9	COL 10	
	DIETARY MEALS	LAUNDRY & LINEN POUNDS	PURCHASING STORES OTH EXP SCHED	HOUSEKEEPING # OF HOURS	CENT SUPPLY PHARMACY SOCIAL SERV	PLANT OPERATIONS NET SQ FEET	INPATIENT: PAC, MRD FIS,MGT,NAD	AMBULATORY: PAC, MRD FIS,MGT,NAD	OUTPATIENT: PAC, MRD FIS,MGT,NAD	MED STAFF ADMIN EIPAs	UNASSIGNED EXPENSES	
STATISTICAL APPORTIONMENT												
D03 Psychiatric Intensive Care	PSI	0	0	0.0	0	0	0	0	0	0	0.0	
D01 Psychiatric Adult	PAD	230,850	250,128	6,623.4	62,502	99,187	38,580.6	0	0	0	58,038.6	
D02 Psychiatric Child/Adolescent	PCD	120,205	130,243	1,185.3	24,588	39,020	11,613.3	0	0	0	18,403.8	
D04 Psychiatric Geriatric	PSG	42,115	45,632	950.1	15,492	24,584	6,114.2	0	0	0	9,675.7	
D05 Individual Therapies	ITH	0	0	0.0	0	0	0	0	0	0	0.0	
D06 Group Therapies	GTH	0	0	0.0	0	0	0	0	0	0	0.0	
D11 Family Therapies	FTH	0	0	0.0	0	0	0	0	0	0	0.0	
D07 Psychological Testing	PST	0	0	0.0	0	0	0	0	0	0	0.0	
D08 Education	PSE	0	0	0.0	0	0	0	0	0	0	0.0	
D09 Other Therapies	OPT	0	0	0.0	0	0	0	0	0	0	0.0	
D12 Electroconvulsive Therapy	ETH	0	0	126.0	1,369	2,173	287.9	0	420.1	0	1,029.0	
D10 Activity Therapies	ATH	0	0	0.0	0	0	0	0	0	0	0.0	
TOTAL		428,093	445,050	12,997.4	132,293	4,781.7	211,594	65,276.1	8,779.2	441.0	9,321	112,306.9

OVERHEAD EXPENSE APPORTIONMENT - PSYCHIATRY RATE CENTERS

J3 & J4

INSTITUTION NAME: Sheppard Pratt Health System
 INSTITUTION NUMBER: 214000

FISCAL YEAR 6/30/2018

ALLOCATED CENTERS		COL 1	COL 2	COL 3	COL 4	COL 5	COL 6	COL 7	COL 7 A	COL 8	COL 9	COL 10	COL 11	COL 12	COL 13
		DIETARY MEALS	LAUNDRY & LINEN POUNDS	PURCHASING STORES OTH EXP SCHED	HOUSEKEEPING # OF HOURS	CENT SUPPLY PHARMACY SOCIAL SERV	PLANT OPERATIONS NET SQ FEET	TOTAL PATIENT CARE OVERHEAD	INPATIENT: PAC, MRD FIS,MGT,NAD	AMBULATORY: PAC, MRD FIS,MGT,NAD	OUTPATIENT: PAC, MRD FIS,MGT,NAD	MED STAFF ADMIN EIPAs	UNASSIGNED EXPENSES	TOTAL OTHER OVERHEAD	TOTAL ALLOCATED OVERHEAD
STATISTICAL APPORTIONMENT															
D03	Psychiatric Intensive Care	PSI	//////	//////	//////	//////	//////	//////	0.0	//////	//////	//////	//////	0.0	0.0
D01	Psychiatric Adult	PAD	2,087.4	213.4	85.2	1,495.0	//////	3,249.1	7,130.2	12,327.9	//////	//////	1,326.7	13,654.6	20,784.8
D02	Psychiatric Child/Adolescent	PCD	1,086.9	111.1	15.3	588.2	//////	1,278.2	3,079.6	3,710.9	//////	//////	420.7	4,131.6	7,211.2
D04	Psychiatric Geriatric	PSG	380.8	38.9	12.2	370.6	//////	805.3	1,607.8	1,953.7	//////	//////	221.2	2,174.9	3,782.7
D05	Individual Therapies	ITH	//////	//////	//////	//////	//////	//////	0.0	//////	//////	//////	//////	0.0	0.0
D06	Group Therapies	GTH	//////	//////	//////	//////	//////	//////	0.0	//////	//////	//////	//////	0.0	0.0
D11	Family Therapies	FTH	//////	//////	//////	//////	//////	//////	0.0	//////	//////	//////	//////	0.0	0.0
D07	Psychological Testing	PST	//////	//////	//////	//////	//////	//////	0.0	//////	//////	//////	//////	0.0	0.0
D08	Education	PSE	//////	//////	//////	//////	//////	//////	0.0	//////	//////	//////	//////	0.0	0.0
D09	Other Therapies	OPT	//////	//////	//////	//////	//////	//////	0.0	//////	//////	//////	//////	0.0	0.0
D12	Electroconvulsive Therapy	ETH	//////	//////	1.6	32.8	//////	71.2	105.6	92.0	//////	123.4	23.5	239.0	344.5
D10	Activity Therapies	ATH	//////	//////	//////	//////	//////	//////	0.0	//////	//////	//////	//////	0.0	0.0
TOTAL			3,870.8	379.8	167.3	3,164.4	4,781.7	6,931.2	19,295.2	20,858.0	2,309.2	129.6	2.8	2,567.3	45,162.1

DEPARTMENTAL EQUIPMENT ALLOWANCE

H2

INSTITUTION NAME: Sheppard Pratt Health System

FISCAL YEAR

6/30/2018

INSTITUTION NUMBER: 214000

		COL 1	COL 2	COL 3	COL 4	COL 5	COL 6	COL 7	COL 8
	CENTER	COST BASE YEAR PURCHASES	# YRS	CUMULATIVE PURCHASE TOTAL	DEPRECIATION COL 3 / COL 2	MKT VALUE BASE YEAR LEASES	CUMULATIVE LEASES TOTAL	LEASE AMORTIZATION COL 6 / COL 2	DEPR/AMORT TOTAL COL 4 + COL 7
H2A	MIS	0.0	10	0.0	0.0	0.0	0.0	0.0	0.0
H2B	CCU	0.0	10	0.0	0.0	0.0	0.0	0.0	0.0
H2C	PIC	0.0	10	0.0	0.0	0.0	0.0	0.0	0.0
H2D	NEO	0.0	10	0.0	0.0	0.0	0.0	0.0	0.0
H2E	BUR	0.0	10	0.0	0.0	0.0	0.0	0.0	0.0
H2F	TRM	0.0	10	0.0	0.0	0.0	0.0	0.0	0.0
H2G	ONC	0.0	10	0.0	0.0	0.0	0.0	0.0	0.0
H2H	OR	0.0	10	0.0	0.0	0.0	0.0	0.0	0.0
H2I	ORC	0.0	10	0.0	0.0	0.0	0.0	0.0	0.0
H2J	AOR	0.0	10	0.0	0.0	0.0	0.0	0.0	0.0
H2K	LAB	0.0	10	0.0	0.0	0.0	0.0	0.0	0.0
H2L	IRC	0.0	10	0.0	0.0	0.0	0.0	0.0	0.0
H2M	RAD	0.0	10	0.0	0.0	0.0	0.0	0.0	0.0
H2N	CAT	0.0	6.5	0.0	0.0	0.0	0.0	0.0	0.0
H2O	RAT	0.0	10	0.0	0.0	0.0	0.0	0.0	0.0
H2P	NUC	0.0	10	0.0	0.0	0.0	0.0	0.0	0.0
H2Q	RDL	0.0	10	0.0	0.0	0.0	0.0	0.0	0.0
H2R	HYP	0.0	10	0.0	0.0	0.0	0.0	0.0	0.0
H2S	DTY	67.0	10	379.0	37.9	0.0	0.0	0.0	37.9
H2T	LL	0.0	10	3.6	0.4	0.0	0.0	0.0	0.4
H2U	MGT	198.5	10	2,783.2	278.3	0.0	0.0	0.0	278.3
H2V	EDP	2,735.2	10	21,071.2	2,107.1	0.0	0.0	0.0	2,107.1
H2W	MRI	0.0	6	0.0	0.0	0.0	0.0	0.0	0.0
H2X	LIT	0.0	5	0.0	0.0	0.0	0.0	0.0	0.0
H2Y	ETH	26.2	10	5,425.4	542.5	0.0	0.0	0.0	542.5
H2Z	TRP	0.0	5	0.0	0.0	0.0	0.0	0.0	0.0
H2AA	TMT	0.0	5	0.0	0.0	0.0	0.0	0.0	0.0
	TOTAL	3,026.8		29,662.5	2,966.3	0.0	0.0	0.0	2,966.3

DISTRIBUTION OF CAPITAL FACILITIES ALLOWANCE

H3 A

INSTITUTION NAME: Sheppard Pratt Health System

FISCAL YEAR: 6/30/2018

INSTITUTION NUMBER: 214000

ALLOWANCE	Col. 1	Col. 2	Col. 3	Col. 4	Col. 5	Col. 6	Col. 7	Col. 8	
	SOURCE	GENERAL	DIETARY	LAUNDRY	COMM.	DATA PROC	DEPART	TOTAL	
A INTEREST	RECORDS	2,115	//////////	//////////	//////////	//////////	//////////	//////////	A
B TOTAL DEPRECIATION	RECORDS	11,727.9	//////////	//////////	//////////	//////////	//////////	//////////	B
C CAPITAL INTENSIVE EQUIP DEPR	TOTAL H2	2,966.3	37.9	0.4	278.3	2,107.1	542.5	5,932.5	C
D BLDG & GEN EQUIP DEPR	B - C	8,761.7	//////////	//////////	//////////	//////////	//////////	8,761.7	D
E BLDG & GEN EQUIP DEPR & INT	A + D	10,876.3	37.9	0.4	278.3	2,107.1	542.5	13,842.5	E
F STANDARD UNITS	//////	387,203	428,093	445,050	74,496	74,496	//////////	//////////	F
G ALLOWANCE PER UNIT	E / F	0.02809	0.00009	0.00000	0.00374	0.02828	//////////	//////////	G

DISTRIBUTION	CODE	ADJ. SQUARE FOOTAGE BASIS									
			Col. 1	Col. 2	Col. 3	Col. 4	Col. 5	Col. 6	Col. 7	Col. 8	
1 Med/Surg Acute	MSG	0	0.0	0.0	0.0	0.0	0.0	0.0	//////////	0.0	1
2 Pediatric Acute	PED	0	0.0	0.0	0.0	0.0	0.0	0.0	//////////	0.0	2
3 Psychiatric Acute	PSY	0	0.0	0.0	0.0	0.0	0.0	0.0	//////////	0.0	3
4 Obstetrics Acute	OBS	0	0.0	0.0	0.0	0.0	0.0	0.0	//////////	0.0	4
5 Definitive Observation	DEF	0	0.0	0.0	0.0	0.0	0.0	0.0	//////////	0.0	5
6 Med/Surg Intensive Care	MIS	0	0.0	0.0	0.0	0.0	0.0	0.0	0.0	0.0	6
7 Coronary Care	CCU	0	0.0	0.0	0.0	0.0	0.0	0.0	0.0	0.0	7
8 Pediatric Intensive Care	PIC	0	0.0	0.0	0.0	0.0	0.0	0.0	0.0	0.0	8
9 Neonatal Intensive Care	NEO	0	0.0	0.0	0.0	0.0	0.0	0.0	0.0	0.0	9
10 Burn Care	BUR	0	0.0	0.0	0.0	0.0	0.0	0.0	0.0	0.0	10
11 Psychiatric Intensive Care	PSI	0	0.0	0.0	0.0	0.0	0.0	0.0	//////////	0.0	11
12 Shock Trauma	TRM	0	0.0	0.0	0.0	0.0	0.0	0.0	0.0	0.0	12
13 Oncology	ONC	0	0.0	0.0	0.0	0.0	0.0	0.0	0.0	0.0	13
14 Newborn Nursery	NUR	0	0.0	//////////	0.0	0.0	0.0	0.0	//////////	0.0	14
15 Premature Nursery	PRE	0	0.0	//////////	0.0	0.0	0.0	0.0	//////////	0.0	15
16 Chronic Care	CRH	0	0.0	0.0	0.0	0.0	0.0	0.0	//////////	0.0	16
17 Emergency Services	EMG	0	0.0	0.0	0.0	0.0	0.0	0.0	//////////	0.0	17
18 Clinical Services	CL	7,728	217.1	//////////	0.0	1.6	12.3	//////////	//////////	231.0	18
19 Psych. Day & Night Care	PDC	25,885	727.1	1.5	0.0	28.7	217.3	//////////	//////////	974.6	19
20 Same Day Surgery	SDS	0	0.0	0.0	0.0	0.0	0.0	//////////	//////////	0.0	20
21 Labor & Delivery Services	DEL	0	0.0	//////////	0.0	0.0	0.0	//////////	//////////	0.0	21
22 Operating Room	OR	0	0.0	//////////	0.0	0.0	0.0	0.0	0.0	0.0	22
23 Operating Room Clinic	ORC	0	0.0	//////////	0.0	0.0	0.0	//////////	//////////	0.0	23
24 Anesthesiology	ANS	0	0.0	//////////	0.0	0.0	0.0	//////////	//////////	0.0	24
25 Med/Surg Supplies	MSS	0	0.0	//////////	//////////	0.0	0.0	//////////	//////////	0.0	25
26 Drugs Sold	CDS	1,655	46.5	//////////	//////////	9.8	73.8	//////////	//////////	130.1	26
27 Laboratory Services	LAB	466	13.1	//////////	0.0	7.9	59.5	0.0	//////////	80.4	27
28 Electrocardiography	EKG	116	3.3	//////////	0.0	0.2	1.3	//////////	//////////	4.8	28
29 Interventional Radiology / Cardiovascular	IRC	0	0.0	//////////	0.0	0.0	0.0	0.0	//////////	0.0	29
30 Radiology-Diagnostic	RAD	0	0.0	//////////	0.0	0.6	4.8	0.0	//////////	5.4	30
31 CT Scanner	CAT	0	0.0	//////////	0.0	0.0	0.0	0.0	//////////	0.0	31
32 Radiology-Therapeutic	RAT	0	0.0	//////////	0.0	0.0	0.0	0.0	//////////	0.0	32
33 Nuclear Medicine	NUC	0	0.0	//////////	0.0	0.0	0.0	0.0	//////////	0.0	33

DISTRIBUTION OF CAPITAL FACILITIES ALLOWANCE

H3 B

INSTITUTION NAME: Sheppard Pratt Health System

FISCAL YEAR: 6/30/2018

INSTITUTION NUMBER: 214000

DISTRIBUTION	ADJ. SQUARE FOOTAGE BASIS	Col. 1	Col. 2	Col. 3	Col. 4	Col. 5	Col. 6	Col. 7	Col. 8	
		GENERAL	DIETARY	LAUNDRY	COMM.	DATA PROC	DEPART	TOTAL		
34 Respiratory Therapy	RES	0	0.0	//////////	0.0	0.0	0.0	//////////	0.0	34
35 Pulmonary Function Testing	PUL	0	0.0	//////////	0.0	0.0	0.0	//////////	0.0	35
36 Electroencephalography	EEG	134	3.8	//////////	0.0	0.0	0.0	//////////	3.8	36
37 Physical Therapy	PTH	0	0.0	//////////	0.0	0.0	0.0	//////////	0.0	37
38 Occupational Therapy	OTH	0	0.0	//////////	0.0	0.0	0.0	//////////	0.0	38
39 Speech Language Pathology	STH	0	0.0	//////////	0.0	0.0	0.0	//////////	0.0	39
40 Recreational Therapy	REC	0	0.0	//////////	0.0	0.0	0.0	//////////	0.0	40
41 Audiology	AUD	0	0.0	//////////	0.0	0.0	0.0	//////////	0.0	41
42 Other Physical Medicine	OPM	0	0.0	//////////	0.0	0.0	0.0	//////////	0.0	42
43 Renal Dialysis	RDL	0	0.0	//////////	0.0	0.0	0.0	0.0	0.0	43
44 Organ Acquisition	OA	0	0.0	//////////	0.0	0.0	0.0	//////////	0.0	44
45 Leukopheresis	LEU	0	0.0	//////////	0.0	0.0	0.0	//////////	0.0	45
46 Hyperbaric Chamber	HYP	0	0.0	//////////	0.0	0.0	0.0	0.0	0.0	46
47 Free Standing Emergency	FSE	0	0.0	0.0	0.0	0.0	0.0	//////////	0.0	47
48 Magnetic Resonance Imaging	MRI	0	0.0	//////////	0.0	0.2	1.6	0.0	1.8	48
49 Lithotripsy	LIT	0	0.0	//////////	//////////	0.0	0.0	0.0	0.0	49
50 Rehabilitation	RHB	0	0.0	0.0	0.0	0.0	0.0	//////////	0.0	50
51 Observation	OBV	0	0.0	//////////	0.0	2.5	18.8	//////////	21.2	51
52 Transurethral Microwave Thermotherapy	TMT	0	0.0	//////////	0.0	0.0	0.0	0.0	0.0	52
53 Oncology O/P Clinic	OCL	0	0.0	//////////	0.0	0.0	0.0	//////////	0.0	53
54 Transurethral Needle Ablation	TNA	0	0.0	//////////	0.0	0.0	0.0	//////////	0.0	54
55 Pediatric Step-Down	PSD	0	0.0	0.0	0.0	0.0	0.0	//////////	0.0	55
56 340B Clinic Services	CL-340	0	0.0	//////////	0.0	0.0	0.0	//////////	0.0	56
57 340B Radiology - Therapeutic	RAT-340	0	0.0	//////////	0.0	0.0	0.0	//////////	0.0	57
58 340B OR Clinic Services	ORC-340	0	0.0	//////////	0.0	0.0	0.0	//////////	0.0	58
59 340B Laboratory Services	LAB-340	0	0.0	//////////	0.0	0.0	0.0	//////////	0.0	59
60 340B Drugs	CDS-340	0	0.0	//////////	0.0	0.0	0.0	//////////	0.0	60
1 Subtotal	ABC	35,984	1,011	2	0	51	389	0	1,453	1
61 Ambulance Services	AMB	0	0.0	//////////	//////////	//////////	//////////	//////////	0.0	61
62 Parking	PAR	0	0.0	//////////	//////////	//////////	//////////	//////////	0.0	62
63 Doctor's Private Office Rent	DPO	0	0.0	//////////	//////////	//////////	//////////	//////////	0.0	63
64 Office & Other Rental	OOR	0	0.0	//////////	//////////	//////////	//////////	//////////	0.0	64
65 Retail Operations	REO	0	0.0	//////////	//////////	//////////	//////////	//////////	0.0	65
66 Patients Telephones	PTE	0	0.0	//////////	//////////	//////////	//////////	//////////	0.0	66
67 Cafeteria	CAF	0	0.0	//////////	//////////	//////////	//////////	//////////	0.0	67
68 Day Care Recreation Areas	DEB	0	0.0	//////////	//////////	//////////	//////////	//////////	0.0	68
69 Housing	HOU	0	0.0	//////////	//////////	//////////	//////////	//////////	0.0	69
70 Research	REG	0	0.0	//////////	//////////	//////////	//////////	//////////	0.0	70
71 Nursing Education	RNS	0	0.0	//////////	//////////	//////////	//////////	//////////	0.0	71
72 Other Health Profession Education	OHE	0	0.0	//////////	//////////	//////////	//////////	//////////	0.0	72
73 Community Health Education	CHE	0	0.0	//////////	//////////	//////////	//////////	//////////	0.0	73
74 Post Graduate Medical Ed	PME	0	0.0	//////////	//////////	//////////	//////////	//////////	0.0	74
75 Freestanding Clinic Services	FSC1	0	0.0	//////////	//////////	//////////	//////////	//////////	0.0	75
76 Home Health Services	HHC	0	0.0	//////////	//////////	//////////	//////////	//////////	0.0	76
77 Outpatient Renal Dialysis	ORD	0	0.0	//////////	//////////	//////////	//////////	//////////	0.0	77
78 Skilled Nursing Care	ECF	0	0.0	//////////	//////////	//////////	//////////	//////////	0.0	78
79 Laboratory Non-Patient	ULB	0	0.0	//////////	//////////	//////////	//////////	//////////	0.0	79
80 Physicians Part B Services	UPB	0	0.0	//////////	//////////	//////////	//////////	//////////	0.0	80
81 Certified Nurse Anesthetists	CNA	0	0.0	//////////	//////////	//////////	//////////	//////////	0.0	81
82 Physician Support Services	PSS	0	0.0	//////////	//////////	//////////	//////////	//////////	0.0	82
83 TBD	TBA2	0	0.0	//////////	//////////	//////////	//////////	//////////	0.0	83
84 TBD	TBA3	0	0.0	//////////	//////////	//////////	//////////	//////////	0.0	84
85 TBD	TBA4	0	0.0	//////////	//////////	//////////	//////////	//////////	0.0	85
86 TBD	TBA5	0	0.0	//////////	//////////	//////////	//////////	//////////	0.0	86
87 TBD	TBA6	0	0.0	//////////	//////////	//////////	//////////	//////////	0.0	87
88 TBD	TBA7	0	0.0	//////////	//////////	//////////	//////////	//////////	0.0	88
89 TBD	TBA8	0	0.0	//////////	//////////	//////////	//////////	//////////	0.0	89
II SUBTOTAL DISTRIBUTED	XYZ	35,984	1,011	2	0	51	389	0	1,453	II

DISTRIBUTION OF CAPITAL FACILITIES ALLOWANCE

H3 C

Psychiatric

INSTITUTION NAME: Sheppard Pratt Health System BASE YEAR 6/30/2018

INSTITUTION NUMBER: 214000

ALLOWANCE	Col. 1	Col. 2	Col. 3	Col. 4	Col. 5	Col. 6	Col. 7	Col. 8	
	SOURCE	GENERAL	DIETARY	LAUNDRY	COMM.	DATA PROC	DEPART	TOTAL	
A AVERAGED OCCUPIED BED	Sch. V 1 C	2,115	//////////	//////////	//////////	//////////	//////////	//////////	A
B GEN. EQUIP. ALLOW. / BED	HSCRC	11,727.9435	//////////	//////////	//////////	//////////	//////////	//////////	B
C EQUIPMENT ALLOWANCE	A x B, Sch. H2	2,966.3	37.9	0.4	278.3	2,107.1	542.5	5,932.5	C
D BUILDING ALLOWANCE	Sch. H1	8,761.7	//////////	//////////	//////////	//////////	//////////	8,761.7	D
E TOTAL ALLOWANCE	C + D	10,876.3	37.9	0.4	278.3	2,107.1	542.5	13,842.5	E
F STANDARD UNITS	//////	387.203	428,093	445,050	74,496	74,496	//////////	//////////	F
G ALLOWANCE PER UNIT	E / F	0.02809	0.00009	0.00000	0.00374	0.02828	//////////	//////////	G

DISTRIBUTION	CODE	ADJ. SQUARE FOOTAGE BASIS									
90 Psychiatric Intensive Care	PSI	0	0.0	0.0	0.0	0.0	0.0	0.0	//////////	0.0	90
91 Adolescent Dual Diagnosed	ADD	10,645	299.0	//////////	0.0	13.9	105.2	//////////	//////////	418.1	91
92 Psychiatric Adult	PAD	99,187	2,786.1	20.4	0.2	144.1	1,091.3	//////////	//////////	4,042.1	92
93 Psychiatric Child/Adolescent	PCD	39,020	1,096.0	10.6	0.1	43.4	328.5	//////////	//////////	1,478.6	93
94 Psychiatric Geriatric	PSG	24,584	690.6	3.7	0.0	22.8	172.9	//////////	//////////	890.2	94
95 Individual Therapies	ITH	0	0.0	0.0	0.0	0.0	0.0	//////////	//////////	0.0	95
96 Group Therapies	GTH	0	0.0	0.0	0.0	0.0	0.0	//////////	//////////	0.0	96
97 Family Therapies	FTH	0	0.0	0.0	0.0	0.0	0.0	//////////	//////////	0.0	97
98 Psychological Testing	PST	0	0.0	0.0	0.0	0.0	0.0	//////////	//////////	0.0	98
99 Education	PSE	0	0.0	0.0	0.0	0.0	0.0	//////////	//////////	0.0	99
100 Other Therapies	OPT	0	0.0	0.0	0.0	0.0	0.0	//////////	//////////	0.0	100
101 Electroconvulsive Therapy	ETH	2,173	61.0	0.0	0.0	2.7	20.0	//////////	//////////	83.7	101
102 Activity Therapies	ATH	0	0.0	0.0	0.0	0.0	0.0	//////////	//////////	0.0	102
III Subtotal (Psychiatric)	ABC	175,609	4,933	35	0	227	1,718	0	//////////	6,913	III
IV TOTAL DISTRIBUTED	XYZ	387,203	10,876	71	1	505	3,825	0	//////////	15,278	IV

(Psychiatric & Non-Psychiatric)

OTHER FINANCIAL CONSIDERATIONS

G

INSTITUTION NAME: Sheppard Pratt Health System

FISCAL YEAR 6/30/2018

INSTITUTION NUMBER: 214000

		SOURCE	FISCAL YEAR			
			TOTAL	DIRECT	Difference	
REVENUES			COL. 1	COL. 2	COL. 3	
A	Donations, Pledges	SCH. GR	0.0	0.0	0.0	A
B	Grants	SCH. GR	0.0	0.0	0.0	B
C	Investment Income (Interest, Dividends)	SCH. GR	0.0	0.0	0.0	C
D	Donated Commodities, Blood, Services	SCH. GR	0.0	0.0	0.0	D
E	PSRO	SCH. GR	0.0	0.0	0.0	E
F	Other	SCH. GR	0.0	0.0	0.0	F
G	Total Revenues	A+B+C+D+E+F	0.0	0.0	0.0	G
EXPENSES						
H	Licenses and Taxes	SCH. UA	116.9		116.9	H
I	Short Term Interest	SCH. UA	0.0		0.0	I
J	Other	REC/BUDGET				J
K	Total Expenses	H + I + J	116.9	0.0	116.9	K
OTHER ADJUSTMENTS						
L	Aux. Ent & OIP Gains	SCH. E, F	(109.7)	0.0	(109.7)	L
M	Aux. Ent & OIP Losses	SCH. E, F	2,140.3		2,140.3	M
N	Excess Cash Requirements - Bldg & Equip	N/A				N
O	Gain on Disposal of Assets	REC/BUDGET	0.0	0.0	0.0	O
P	Loss on Disposal of Assets	REC/BUDGET	0.0		0.0	P
Q	Total Other Adjustments	L+M+N+O+P	2,030.6	0.0	2,030.6	Q
PERCENTAGE CALCULATION						
R	Net Other Financial Considerations	G + K + Q	2,147.5	0.0	2,147.5	R
S	Other Financial Consideration Percent	R/SCH. M	//////////	//////////	1.7%	S

THIRD PARTY DIFFERENTIAL

PDA

INSTITUTION NAME: Sheppard Pratt Health System

FISCAL YEAR 6/30/2018

INSTITUTION NUMBER: 214000

SOURCE	INPATIENT	OUTPATIENT	TOTAL
--------	-----------	------------	-------

CHARGES, DEDUCTIBLES, CBA

COL 1 COL 2 COL 3

			COL 1	COL 2	COL 3	
A	Gross Patient Revenue, HSCRC Regulated	Records/Budget	139,786.9	16,344.2	156,131.0	A
B	Medicare Revenue, HSCRC Regulated	Records/Budget	25,292.6	1,548.5	26,841.1	B
C	Medicaid Revenue, HSCRC Regulated	Records/Budget	53,855.0	4,123.5	57,978.6	C
D	Blue Cross Revenue, HSCRC Regulated	Records/Budget	27,504.9	5,032.9	32,537.7	D
E	MCO Subcontracted Medicare, Medicaid, HSCRC Regulated **	Records/Budget	0.0	0.0	0.0	E
F	Medicare Deductibles Paid by Medicaid, HSCRC Regulated	Records/Budget	//////////	//////////	0.0	F
G	Uncompensated Care, HSCRC Regulated ***	Records/Budget	5,396.9	462.1	5,858.9	G
G1	Other Payors Not Eligible for SAAC & Not U.C.	A-B-C-D-E-G	27,737.5	5,177.2	32,914.7	G1

RATIOS, LEVEL III COSTS

H	Ratio of Medicare & Medicaid Charges	Col 3 (B + C) /Col 3 A	//////////	//////////	0.5433	H
I	Ratio of Blue Cross Inpatient Charges	Col 1 D/Col 3 A	0.1762	//////////	//////////	I
I1	Ratio of Blue Cross Outpatient Charges	Col 2 D/Col 3 A	//////////	0.0322	//////////	I1
J	Ratio of HMO Charges	Col 3 E/Col 3 A	//////////	//////////	0.0000	J
K	Ratio of Deductibles Paid by Medicaid	Col 3 F/Col 3 A	//////////	//////////	0.0000	K
L	Ratio of Uncompensated Accounts	Col 3 G/Col 3 A	//////////	//////////	0.0375	L
M	Ratio of Other Payors Charges	Col 3 G1/Col 3 A	//////////	//////////	0.2108	M
N	Level III Costs	Schedule MA	//////////	//////////	129,505.4	N

DIFFERENTIAL CALCULATION

O	Gross Revenue HSCRC Regulated	*	//////////	//////////	140,605.6	O
P	Payor Differential	1 - (Col 3 O/N)	//////////	//////////	0.0857	P

* O = N/ (1-.06H + .0225I + .02I1+ .06J + .02K + L+.02M) - per HSCRC

** Detail on Supplemental Schedule 5

*** See Supplemental Schedule 4 for reconciliation to financial statements

REVENUE CENTER RATE SUMMARY

INSTITUTION NAME: Sheppard Pratt Health System
 INSTITUTION NUMBER: 214000

FISCAL YEAR 6/30/2018

UNITS OF MEASURE	DIRECT EXPENSES	PAT CARE OVERHEAD EXPENSES	OTHER OVERHEAD EXPENSES	N/A	PHYSICIAN SUPPORT EXPENSES	RESIDENT INTERN EXPENSES	LEVEL I	----- C F A -----		LEVEL II		
								BLDG & GENRL EQUIPMENT	DEPART-MENTAL			
DESCRIPTION	CODE	COL 1	COL 2	COL 3	COL 4	COL 5	COL 6	COL 7	COL 8	COL 9	COL 10	COL 11
A1 Med/Surg Acute	MSG	0	0.0	0.0	0.0	///////	0.0	0.0	0.0	0.0	0.0	0.0
2 Pediatric Acute	PED	0	0.0	0.0	0.0	///////	0.0	0.0	0.0	0.0	0.0	0.0
3 Psychiatric Acute	PSY	0	0.0	0.0	0.0	///////	0.0	0.0	0.0	0.0	0.0	0.0
4 Obstetrics Acute	OBS	0	0.0	0.0	0.0	///////	0.0	0.0	0.0	0.0	0.0	0.0
5 Definitive Observation	DEF	0	0.0	0.0	0.0	///////	0.0	0.0	0.0	0.0	0.0	0.0
6 Med/Surg Intensive Care	MIS	0	0.0	0.0	0.0	///////	0.0	0.0	0.0	0.0	0.0	0.0
7 Coronary Care	CCU	0	0.0	0.0	0.0	///////	0.0	0.0	0.0	0.0	0.0	0.0
8 Pediatric Intensive Care	PIC	0	0.0	0.0	0.0	///////	0.0	0.0	0.0	0.0	0.0	0.0
9 Neonatal Intensive Care	NEO	0	0.0	0.0	0.0	///////	0.0	0.0	0.0	0.0	0.0	0.0
10 Burn Care	BUR	0	0.0	0.0	0.0	///////	0.0	0.0	0.0	0.0	0.0	0.0
11 Shock Trauma	TRM	0	0.0	0.0	0.0	///////	0.0	0.0	0.0	0.0	0.0	0.0
12 Oncology	ONC	0	0.0	0.0	0.0	///////	0.0	0.0	0.0	0.0	0.0	0.0
13 Newborn Nursery	NUR	0	0.0	0.0	0.0	///////	0.0	0.0	0.0	0.0	0.0	0.0
14 Premature Nursery	PRE	0	0.0	0.0	0.0	///////	0.0	0.0	0.0	0.0	0.0	0.0
15 Chronic Care	CRH	0	0.0	0.0	0.0	///////	0.0	0.0	0.0	0.0	0.0	0.0
16 Emergency Services	EMG	0	0.0	0.0	0.0	///////	0.0	0.0	0.0	0.0	0.0	0.0
17 Clinical Services	CL	66,838	434.8	370.1	135.4	///////	0.0	0.0	940.3	231.0	0.0	1,171.3
18 Psych. Day & Night Care	PDC	62,941	7,681.3	1,408.9	2,274.7	///////	0.0	146.1	11,511.1	973.1	1.5	12,485.7
19 Same Day Surgery	SDS	0	0.0	0.0	0.0	///////	0.0	0.0	0.0	0.0	0.0	0.0
20 Labor & Delivery Services	DEL	0	0.0	0.0	0.0	///////	0.0	0.0	0.0	0.0	0.0	0.0
21 Operating Room	OR	0	0.0	0.0	0.0	///////	0.0	0.0	0.0	0.0	0.0	0.0
22 Operating Room Clinic	ORC	0	0.0	0.0	0.0	///////	0.0	0.0	0.0	0.0	0.0	0.0
23 Anesthesiology	ANS	0	0.0	0.0	0.0	///////	0.0	0.0	0.0	0.0	0.0	0.0
24 Laboratory Services	LAB	1,410,136	2,102.0	49.3	735.8	///////	0.0	0.0	2,887.1	80.4	0.0	2,967.5
25 Electrocardiography	EKG	17,652	46.6	6.1	16.4	///////	0.0	0.0	69.0	4.8	0.0	73.8
26 Interventional Radiology / Cardiovascular	IRC	0	0.0	0.0	0.0	///////	0.0	0.0	0.0	0.0	0.0	0.0
27 Radiology-Diagnostic	RAD	12,370	168.6	2.1	59.0	///////	0.0	0.0	229.8	5.4	0.0	235.2
28 CT Scanner	CAT	0	0.0	0.0	0.0	///////	0.0	0.0	0.0	0.0	0.0	0.0
29 Radiology-Therapeutic	RAT	0	0.0	0.0	0.0	///////	0.0	0.0	0.0	0.0	0.0	0.0
30 Nuclear Medicine	NUC	0	0.0	0.0	0.0	///////	0.0	0.0	0.0	0.0	0.0	0.0
31 Respiratory Therapy	RES	0	0.0	0.0	0.0	///////	0.0	0.0	0.0	0.0	0.0	0.0
32 Pulmonary Function Testing	PUL	0	0.0	0.0	0.0	///////	0.0	0.0	0.0	0.0	0.0	0.0
33 Electroencephalography	EEG	10,706	0.7	6.4	0.4	///////	0.0	0.0	7.5	3.8	0.0	11.3
34 Physical Therapy	PTH	0	0.0	0.0	0.0	///////	0.0	0.0	0.0	0.0	0.0	0.0
35 Occupational Therapy	OTH	0	0.0	0.0	0.0	///////	0.0	0.0	0.0	0.0	0.0	0.0
36 Speech Language Pathology	STH	0	0.0	0.0	0.0	///////	0.0	0.0	0.0	0.0	0.0	0.0
37 Recreational Therapy	REC	0	0.0	0.0	0.0	///////	0.0	0.0	0.0	0.0	0.0	0.0
38 Audiology	AUD	0	0.0	0.0	0.0	///////	0.0	0.0	0.0	0.0	0.0	0.0
39 Other Physical Medicine	OPM	0	0.0	0.0	0.0	///////	0.0	0.0	0.0	0.0	0.0	0.0
40 Renal Dialysis	RDL	0	0.0	0.0	0.0	///////	0.0	0.0	0.0	0.0	0.0	0.0
41 Organ Acquisition	OA	0	0.0	0.0	0.0	///////	0.0	0.0	0.0	0.0	0.0	0.0
42 Leukopheresis	LEU	0	0.0	0.0	0.0	///////	0.0	0.0	0.0	0.0	0.0	0.0
43 Hyperbaric Chamber	HYP	0	0.0	0.0	0.0	///////	0.0	0.0	0.0	0.0	0.0	0.0
44 Free Standing Emergency	FSE	0	0.0	0.0	0.0	///////	0.0	0.0	0.0	0.0	0.0	0.0
45 Magnetic Resonance Imaging	MRI	3,923	54.9	0.7	19.2	///////	0.0	0.0	74.8	1.8	0.0	76.6
46 Lithotripsy	LIT	0	0.0	0.0	0.0	///////	0.0	0.0	0.0	0.0	0.0	0.0
47 Rehabilitation	RHB	0	0.0	0.0	0.0	///////	0.0	0.0	0.0	0.0	0.0	0.0
48 Observation	OBV	2,473	663.0	0.8	193.6	///////	0.0	0.0	857.4	21.2	0.0	878.6
49 Ambulance Services-Rebundled	AMR	0	0.0	0.0	0.0	///////	///////	///////	0.0	///////	///////	0.0
50 Transurethral Microwave Thermotherapy	TMT	0	0.0	0.0	0.0	///////	0.0	0.0	0.0	0.0	0.0	0.0
51 Oncology O/P Clinic	OCL	0	0.0	0.0	0.0	///////	0.0	0.0	0.0	0.0	0.0	0.0
52 Transurethral Needle Ablation	TNA	0	0.0	0.0	0.0	///////	0.0	0.0	0.0	0.0	0.0	0.0
53 Pediatric Step-Down	PSD	0	0.0	0.0	0.0	///////	0.0	0.0	0.0	0.0	0.0	0.0
54 340B Clinic Services	CL-340	0	0.0	0.0	0.0	///////	0.0	0.0	0.0	0.0	0.0	0.0
55 340B Radiology - Therapeutic	RAT-340	0	0.0	0.0	0.0	///////	0.0	0.0	0.0	0.0	0.0	0.0
56 340B OR Clinic Services	ORC-340	0	0.0	0.0	0.0	///////	0.0	0.0	0.0	0.0	0.0	0.0
57 340B Laboratory Services	LAB-340	0	0.0	0.0	0.0	///////	0.0	0.0	0.0	0.0	0.0	0.0
58 340B Drugs	CDS-340	0	0.0	0.0	0.0	///////	0.0	0.0	0.0	0.0	0.0	0.0
59 Admission Services	ADM	8,345	///////	2,171.8	2.5	///////	///////	///////	2,174.3	///////	///////	2,174.3
60 Med/Surg Supplies	MSS	9,321	0.0	0.0	0.0	///////	///////	///////	0.0	0.0	///////	0.0
61 Drugs Sold	CDS	9,321	1,547.6	2,664.1	913.8	///////	///////	///////	5,125.5	130.1	///////	5,255.6
62						///////						
B SUBTOTAL		1,614,026	12,699.6	6,680.5	4,350.8		0.0	146.1	23,877.0	1,451.6	1.5	25,330.1

REVENUE CENTER RATE SUMMARY

INSTITUTION NAME:
INSTITUTION NUMBER:

Sheppard Pratt Health System
214000

FISCAL YEAR

6/30/2018

		OFC		LEVEL III	PAYOR DIFFERENTIAL	LEVEL IV	CROSS SUBSIDY	MISC ADJ	HSCRC ADJ	ADJUST LEVEL IV	AVERAGE RATES
		Direct offsets	(Discontinued) Difference								
DESCRIPTION	CODE	COL 1	COL 2	COL 3	COL 4	COL 5	COL 6	COL 7	COL 8	COL 9	COL 10
A1	Med/Surg Acute	MSG	0.0	0.0	0.0	0.0				0.0	0.0000
2	Pediatric Acute	PED	0.0	0.0	0.0	0.0				0.0	0.0000
3	Psychiatric Acute	PSY	0.0	0.0	0.0	0.0				0.0	0.0000
4	Obstetrics Acute	OBS	0.0	0.0	0.0	0.0				0.0	0.0000
5	Definitive Observation	DEF	0.0	0.0	0.0	0.0				0.0	0.0000
6	Med/Surg Intensive Care	MIS	0.0	0.0	0.0	0.0				0.0	0.0000
7	Coronary Care	CCU	0.0	0.0	0.0	0.0				0.0	0.0000
8	Pediatric Intensive Care	PIC	0.0	0.0	0.0	0.0				0.0	0.0000
9	Neonatal Intensive Care	NEO	0.0	0.0	0.0	0.0				0.0	0.0000
10	Burn Care	BUR	0.0	0.0	0.0	0.0				0.0	0.0000
11	Shock Trauma	TRM	0.0	0.0	0.0	0.0				0.0	0.0000
12	Oncology	ONC	0.0	0.0	0.0	0.0				0.0	0.0000
13	Newborn Nursery	NUR	0.0	0.0	0.0	0.0				0.0	0.0000
14	Premature Nursery	PRE	0.0	0.0	0.0	0.0				0.0	0.0000
15	Chronic Care	CRH	0.0	0.0	0.0	0.0				0.0	0.0000
16	Emergency Services	EMG	0.0	0.0	0.0	0.0				0.0	0.0000
17	Clinical Services	CL	0.0	1,171.3	100.4	1,271.7				1,271.7	19.0270
18	Psych. Day & Night Care	PDC	0.0	12,485.7	1,070.2	13,555.9				13,555.9	215.3742
19	Same Day Surgery	SDS	0.0	0.0	0.0	0.0				0.0	0.0000
20	Labor & Delivery Services	DEL	0.0	0.0	0.0	0.0				0.0	0.0000
21	Operating Room	OR	0.0	0.0	0.0	0.0				0.0	0.0000
22	Operating Room Clinic	ORC	0.0	0.0	0.0	0.0				0.0	0.0000
23	Anesthesiology	ANS	0.0	0.0	0.0	0.0				0.0	0.0000
24	Laboratory Services	LAB	0.0	2,967.5	254.4	3,221.9				3,221.9	2,2848
25	Electrocardiography	EKG	0.0	73.8	6.3	80.1				80.1	4.5393
26	Interventional Radiology / Cardiovascular	IRC	0.0	0.0	0.0	0.0				0.0	0.0000
27	Radiology-Diagnostic	RAD	0.0	235.2	20.2	255.4				255.4	20.6463
28	CT Scanner	CAT	0.0	0.0	0.0	0.0				0.0	0.0000
29	Radiology-Therapeutic	RAT	0.0	0.0	0.0	0.0				0.0	0.0000
30	Nuclear Medicine	NUC	0.0	0.0	0.0	0.0				0.0	0.0000
31	Respiratory Therapy	RES	0.0	0.0	0.0	0.0				0.0	0.0000
32	Pulmonary Function Testing	PUL	0.0	0.0	0.0	0.0				0.0	0.0000
33	Electroencephalography	EEG	0.0	11.3	1.0	12.3				12.3	1.1512
34	Physical Therapy	PTH	0.0	0.0	0.0	0.0				0.0	0.0000
35	Occupational Therapy	OTH	0.0	0.0	0.0	0.0				0.0	0.0000
36	Speech Language Pathology	STH	0.0	0.0	0.0	0.0				0.0	0.0000
37	Recreational Therapy	REC	0.0	0.0	0.0	0.0				0.0	0.0000
38	Audiology	AUD	0.0	0.0	0.0	0.0				0.0	0.0000
39	Other Physical Medicine	OPM	0.0	0.0	0.0	0.0				0.0	0.0000
40	Renal Dialysis	RDL	0.0	0.0	0.0	0.0				0.0	0.0000
41	Organ Acquisition	OA	0.0	0.0	0.0	0.0				0.0	0.0000
42	Leukopheresis	LEU	0.0	0.0	0.0	0.0				0.0	0.0000
43	Hyperbaric Chamber	HYP	0.0	0.0	0.0	0.0				0.0	0.0000
44	Free Standing Emergency	FSE	0.0	0.0	0.0	0.0				0.0	0.0000
45	Magnetic Resonance Imaging	MRI	0.0	76.6	6.6	83.2				83.2	21.2137
46	Lithotripsy	LIT	0.0	0.0	0.0	0.0				0.0	0.0000
47	Rehabilitation	RHB	0.0	0.0	0.0	0.0				0.0	0.0000
48	Observation	OBV	0.0	878.6	75.3	953.9				953.9	385.7265
49	Ambulance Services-Rebundled	AMR	0.0	0.0	0.0	0.0				0.0	0.0000
50	Transurethral Microwave Thermotherapy	TMT	0.0	0.0	0.0	0.0				0.0	0.0000
51	Oncology O/P Clinic	OCL	0.0	0.0	0.0	0.0				0.0	0.0000
52	Transurethral Needle Ablation	TNA	0.0	0.0	0.0	0.0				0.0	0.0000
53	Pediatric Step-Down	PSD	0.0	0.0	0.0	0.0				0.0	0.0000
54	340B Clinic Services	CL-340	0.0	0.0	0.0	0.0				0.0	0.0000
55	340B Radiology - Therapeutic	RAT-340	0.0	0.0	0.0	0.0				0.0	0.0000
56	340B OR Clinic Services	ORC-340	0.0	0.0	0.0	0.0				0.0	0.0000
57	340B Laboratory Services	LAB-340	0.0	0.0	0.0	0.0				0.0	0.0000
58	340B Drugs	CDS-340	0.0	0.0	0.0	0.0				0.0	0.0000
59	Admission Services	ADM	0.0	2,174.3	186.4	2,360.7				2,360.7	282.8892
60	Med/Surg Supplies	MSS	0.0	0.0	0.0	0.0				0.0	0.0000
61	Drugs Sold	CDS	0.0	5,255.6	450.5	5,706.1				5,706.1	612.1994
62			0.0								
B	SUBTOTAL		0.0	25,330.1	2,171.3	27,501.4	0.0	0.0	0.0	27,501.4	//////////

REVENUE CENTER RATE SUMMARY - PSYCHIATRIC

INSTITUTION NAME:
INSTITUTION NUMBER:

Sheppard Pratt Health System
214000

BASE YEAR

6/30/2018

DESCRIPTION	CODE	UNITS OF MEASURE	DIRECT EXPENSES	PAT CARE OVERHEAD EXPENSES	OTHER OVERHEAD EXPENSES	N/A	PHYSICIAN SUPPORT EXPENSES	RESIDENT INTERN EXPENSES	LEVEL I	----- C F A -----		LEVEL II
										BLDG & GENRL EQUIPMENT	DEPART-MENTAL	
		COL 1	COL 2	COL 3	COL 4	COL 5	COL 6	COL 7	COL 8	COL 9	COL 10	COL 11
A1	Psychiatric Intensive Care	PSI	0	0.0	0.0	0.0	///////	0.0	0.0	0.0	0.0	0.0
A2	Adolescent Dual Diagnosed	ADD	4,626	3,718.3	691.5	1,316.1	///////	0.0	0.0	5,725.9	418.1	0.0
A3	Psychiatric Adult	PAD	60,750	38,580.6	7,130.2	13,654.6	///////	0.0	2,102.4	61,467.8	4,021.5	20.6
A4	Psychiatric Child/Adolescent	PCD	31,633	11,613.3	3,079.6	4,131.6	///////	0.0	294.8	19,119.3	1,467.9	10.8
A5	Psychiatric Geriatric	PSG	11,083	6,114.2	1,607.8	2,174.9	///////	0.0	0.0	9,896.9	886.4	3.8
A6	Individual Therapies	ITH	0	0.0	0.0	0.0	///////	0.0	0.0	0.0	0.0	0.0
A7	Group Therapies	GTH	0	0.0	0.0	0.0	///////	0.0	0.0	0.0	0.0	0.0
A8	Family Therapies	FTH	0	0.0	0.0	0.0	///////	0.0	0.0	0.0	0.0	0.0
A9	Psychological Testing	PST	0	0.0	0.0	0.0	///////	0.0	0.0	0.0	0.0	0.0
A10	Education	PSE	0	0.0	0.0	0.0	///////	0.0	0.0	0.0	0.0	0.0
A11	Other Therapies	OPT	0	0.0	0.0	0.0	///////	0.0	0.0	0.0	0.0	0.0
A12	Electroconvulsive Therapy	ETH	3,654	708.0	105.6	239.0	///////	0.0	0.0	1,052.6	83.7	0.0
A13	Activity Therapies	ATH	0	0.0	0.0	0.0	///////	0.0	0.0	0.0	0.0	0.0
B	TOTAL		1,725,771.7	73,433.9	19,295.2	25,866.9		0.0	2,543.4	121,139.5	8,329.2	36.7

REVENUE CENTER RATE SUMMARY - PSYCHIATRIC

INSTITUTION NAME:
INSTITUTION NUMBER:

Sheppard Pratt Health System
214000

BASE YEAR

6/30/2018

		OFC		LEVEL III	PAYOR DIFFER- ENTIAL	LEVEL IV	CROSS SUBSIDY	MISC ADJ	HSCRC ADJ	ADJUST LEVEL IV	AVERAGE RATES
		Direct offsets	(Discontinued) Difference								
DESCRIPTION	CODE	COL 1	COL 2	COL 3	COL 4	COL 5	COL 6	COL 7	COL 8	COL 9	COL 10
A1	Psychiatric Intensive Care	PSI	0.0	0.0	0.0	0.0				0.0	0.0000
A2	Adolescent Dual Diagnosed	ADD	0.0	6,144.0	526.6	6,670.6				6,670.6	1,441.9835
A3	Psychiatric Adult	PAD	0.0	65,510.0	5,615.0	71,125.0				71,125.0	1,170.7812
A4	Psychiatric Child/Adolescent	PCD	0.0	20,598.0	1,765.5	22,363.5				22,363.5	706.9671
A5	Psychiatric Geriatric	PSG	0.0	10,787.1	924.6	11,711.7				11,711.7	1,056.7225
A6	Individual Therapies	ITH	0.0	0.0	0.0	0.0				0.0	0.0000
A7	Group Therapies	GTH	0.0	0.0	0.0	0.0				0.0	0.0000
A8	Family Therapies	FTH	0.0	0.0	0.0	0.0				0.0	0.0000
A9	Psychological Testing	PST	0.0	0.0	0.0	0.0				0.0	0.0000
A10	Education	PSE	0.0	0.0	0.0	0.0				0.0	0.0000
A11	Other Therapies	OPT	0.0	0.0	0.0	0.0				0.0	0.0000
A12	Electroconvulsive Therapy	ETH	0.0	1,136.3	97.4	1,233.7				1,233.7	337.6198
A13	Activity Therapies	ATH	0.0	0.0	0.0	0.0				0.0	0.0000
B	TOTAL		0.0	129,505.4	11,100.4	140,605.8	0.0	0.0	0.0	140,605.8	//////////

OVERHEAD EXPENSE SUMMARY

OES

INSTITUTION NAME: Sheppard Pratt Health System

FISCAL YEAR 6/30/2018

INSTITUTION NUMBER: 214000

	EXPENSES	TOTAL	DISTRIBUTE TO:			
			Physician Part B Centers Sch P2	Data Processing Sch DP1	General Service Centers Sch C1 - C14	
A	Dietary Services	4,530.9	0.0		4,530.9	A
B	Laundry & Linen	465.7	0.0		465.7	B
C	Social Services	2,148.8	0.0		2,148.8	C
D	Purchasing & Stores	199.1	0.0		199.1	D
E	Plant Operations	8,762.4	0.0		8,762.4	E
F	Housekeeping	3,873.3	0.0		3,873.3	F
G	Central Services & Supply	0.0	0.0		0.0	G
H	Pharmacy	2,445.3	0.0		2,445.3	H
I	General Accounting	1,358.3	0.0		1,358.3	I
J	Patient Accounts	5,061.6	0.0		5,061.6	J
K	Hospital Administration	13,193.6	0.0		13,193.6	K
L	Medical Records	869.4	0.0		869.4	L
M	Medical Staff Administration	2.8	0.0		2.8	M
N	Nursing Administration	7,142.2	0.0		7,142.2	N
O	Data Processing	7,041.8	0.0	7,041.8		O
P	Organ Acquisition Overhead	0.0			0.0	P
Q	Totals	57,095.2	0.0	7,041.8	50,053.4	Q

ANNUAL COST SURVEY

ACS

INSTITUTION NAME: Sheppard Pratt Health Syst FISCAL YEAR 6/30/2018

INSTITUTION NUMBER: 214000

COL 1

COL 2

	CATEGORY	COSTS	PERCENT	
A	Salaries & Wages	65,819.4	48.68%	A
B	Fringe Benefits	21,610.2	15.98%	B
C	Depreciation & Amortization	9,641.9	7.13%	C
C01	Operating Leases	2,086.0	1.54%	C01
D	Interest Expense	2,114.5	1.56%	D
E	Medical & Surgical Supplies	0.0	0.00%	E
F	IV Solutions and Pharmacy	1,547.6	1.14%	F
G	Laundry, Linen, Uniforms	138.6	0.10%	G
H	Films & Solutions	0.0	0.00%	H
I	Blood, Plasmanate, Albumin	0.0	0.00%	I
J	Contracted Services	5,216.9	3.86%	J
K	Professional Fees	8,694.0	6.43%	K
L	Agency Nurses	0.0	0.00%	L
M	Malpractice Insurance	0.0	0.00%	M
N	All Other Insurance	709.3	0.52%	N
O	Telephone	603.4	0.45%	O
P	Utilities & Water	2,343.0	1.73%	P
Q	Food	3,601.2	2.66%	Q
R	Printing, Office Supplies, Copying, Postage	583.9	0.43%	R
S	Chemical, Solutions, Lubrication, Gases	0.0	0.00%	S
T	Other (Detail over 20% of supply cost)	10,494.0	7.76%	T
U	Total	135,203.9	100.00%	U

UNREGULATED SERVICES

FSCI

UR01

INSTITUTION NAME: Sheppard Pratt Health System

FISCAL YEAR 6/30/2018

INSTITUTION NUMBER: 214000

	VOLUME DATA	FISCAL YEAR UNITS
A	Visits	0

COL. 1 COL. 2 COL. 3 COL. 4

FREESTANDING CLINIC SERVICES

SOURCE	WAGES, SALARIES & FRINGE BENEFITS	OTHER EXPENSES	TOTAL EXPENSES, REVENUES	EXPENSE REVENUE PER UNIT
--------	-----------------------------------	----------------	--------------------------	--------------------------

FISCAL YEAR DATA

B	FISCAL YEAR EXPENSES	RECORDS	55,241.5	14,786.0	70,027.5	XXXXXX	B
C	ALLOCATION FROM CAFETERIA, PARKING, ETC.	SCH. OA	204.9	XXXXXX	204.9	XXXXXX	C
D	ALLOCATION FROM GENERAL SERVICE CENTERS	////	XXXXXXX	XXXXXX	XXXXXX	XXXXXX	D
///	COST CENTER Col 5	COL. 6 CODE	////	XXXXXXX	XXXXXX	XXXXXX	///
D01	Depreciation & Amortization	DEP	0.0	4,289.5	4,289.5	XXXXXX	D01
D02	Dietary Services	DTY	282.8	469.3	752.1	XXXXXX	D02
D03	General Accounting	FIS	425.7	39.9	465.6	XXXXXX	D03
D04	Housekeeping	HKP	304.1	142.2	446.4	XXXXXX	D04
D05	Interest Long Term	ILT	0.0	722.8	722.8	XXXXXX	D05
D06	Leases & Rentals	LEA	0.0	927.3	927.3	XXXXXX	D06
D07	Laundry & Linen	LL	19.7	67.7	87.4	XXXXXX	D07
D08	Malpractice Insurance	MAL	0.0	131.4	131.4	XXXXXX	D08
D09	Hospital Administration	MGT	2,586.8	1,936.0	4,522.8	XXXXXX	D09
D10	Medical Records	MRD	92.7	76.3	169.0	XXXXXX	D10
D11	Nursing Administration	NAD	434.3	37.2	471.5	XXXXXX	D11
D12	Other Insurance	OIN	0.0	230.5	230.5	XXXXXX	D12
D13	Patient Accounts	PAC	504.4	115.3	619.7	XXXXXX	D13
D14	Plant Operations	POP	317.5	658.2	975.7	XXXXXX	D14
D15	Purchasing & Stores	PUR	95.1	(26.8)	68.2	XXXXXX	D15
D16					0.0	XXXXXX	D16
E	Capital Facilities Allowance	Records		0.0	0.0	XXXXXX	E
F	FISCAL Year Adjusted Expenses	B+C+D+E	60,509.5	24,603.0	85,112.5	0.0000	F

FISCAL YEAR PROFIT (LOSS)

G	FISCAL YEAR REVENUE	RECORDS	XXXXXXX	XXXXXX	88,155.5	XXXXXX	G
H	PROFIT (LOSS)	G - F	XXXXXXX	XXXXXX	3,043.0	XXXXXX	H

FTE DATA

I	FISCAL YEAR HOURS WORKED / 2080	RECORDS	997.0				I
---	---------------------------------	---------	-------	--	--	--	---

UNREGULATED SERVICES

UPB

UR06

INSTITUTION NAME: Sheppard Pratt Health System

FISCAL YEAR 6/30/2018

INSTITUTION NUMBER: 214000

	VOLUME DATA	FISCAL YEAR UNITS
A	# of FTEs	1.2

COL. 1 COL. 2 COL. 3 COL. 4

PHYSICIANS PART B SERVICES

SOURCE	WAGES, SALARIES & FRINGE BENEFITS	OTHER EXPENSES	TOTAL EXPENSES, REVENUES	EXPENSE REVENUE PER UNIT
--------	-----------------------------------	----------------	--------------------------	--------------------------

FISCAL YEAR DATA

B	FISCAL YEAR EXPENSES	RECORDS	0.0	0.0	0.0	XXXXX	B
C	ALLOCATION FROM CAFETERIA, PARKING, ETC.	SCH. OA	1.0	XXXXX	1.0	XXXXX	C
D	ALLOCATION FROM GENERAL SERVICE CENTERS	////	XXXXXXXX	XXXXX	XXXXX	XXXXX	D
///	COST CENTER Col 5	COL. 6 CODE	////	XXXXXXXX	XXXXX	XXXXX	///
D01	Depreciation & Amortization	DEP	0.0	76.5	76.5	XXXXX	D01
D02	General Accounting	FIS	0.0	0.0	0.0	XXXXX	D02
D03	Housekeeping	HKP	28.0	13.1	41.1	XXXXX	D03
D04	Leases & Rentals	LEA	0.0	3.2	3.2	XXXXX	D04
D05	Hospital Administration	MGT	0.0	0.0	0.1	XXXXX	D05
D06	Nursing Administration	NAD	7.5	0.6	8.2	XXXXX	D06
D07	Other Insurance	OIN	0.0	10.4	10.4	XXXXX	D07
D08	Plant Operations	POP	29.2	60.6	89.8	XXXXX	D08
D09	Purchasing & Stores	PUR	0.0	(0.0)	0.0	XXXXX	D09
D10					0.0	XXXXX	D10
D11					0.0	XXXXX	D11
D12					0.0	XXXXX	D12
D13					0.0	XXXXX	D13
D14					0.0	XXXXX	D14
D15					0.0	XXXXX	D15
D16					0.0	XXXXX	D16
E	Capital Facilities Allowance	Records		0.0	0.0	XXXXX	E
F	FISCAL Year Adjusted Expenses	B+C+D+E	65.8	164.5	230.3	186.1497	F

FISCAL YEAR PROFIT (LOSS)

G	FISCAL YEAR REVENUE	RECORDS	XXXXXXXX	XXXXX	1.7	XXXXX	G
H	PROFIT (LOSS)	G - F	XXXXXXXX	XXXXX	(228.6)	XXXXX	H

FTE DATA

I	FISCAL YEAR HOURS WORKED / 2080	RECORDS	1.2				I
---	---------------------------------	---------	-----	--	--	--	---

UNREGULATED SERVICES SUMMARY

URS

INSTITUTION NAME: Sheppard Pratt Health System BASE YEAR 6/30/2018
 INSTITUTION NUMBER: 214000

<u>Schedule</u>	<u>Entity Name and Address</u>	<u>Nature of Service</u>
UR-1	Jefferson School and RTC 2940 Pt. Of Rocks Road Jefferson , MD 21755	RTC & EDU
UR-1	Mann RTC 6501 North Charles Street Towson, MD 21204	RTC
UR-1	The Retreat at Sheppard Pratt 6501 North Charles Street Towson, MD 21204	ASSTD LIVG
UR-1	Various Schools in Maryland 6501 North Charles Street Towson, MD 21204	EDU
UR-6	General Hospital Programs 6501 North Charles Street Towson, MD 21204	PHYSICIANS PART B SERVICES
UR-6	Physician Clinics 6501 North Charles Street Towson, MD 21204	PHYSICIANS PART B SERVICES
UR-7		CERTIFIED NURSE ANESTHETISTS

UR-8

PHYSICIAN SUPPORT SERVICES

UR-9

TBD

UR-10

TBD

UR-11

TBD

UR-12

TBD

UR-13

TBD

UR-14

TBD

UR-15

TBD

TRANSACTIONS WITH RELATED ENTITIES

TRE

INSTITUTION NAME: Sheppard Pratt Health System

BASE YEAR

6/30/2018

INSTITUTION NUMBER: 214000

COL 1 COL 2 COL 3 COL 4 COL 5 COL 6

No.	RELATED ENTITY	VALUE OF ASSET OR SERVICE PROVIDED TO THE HOSPITAL	VALUE OF ASSET OR SERVICE PROVIDED BY THE HOSPITAL	CATEGORY CODE	DESCRIPTION OF TRANSACTION
1	Sheppard Pratt Physicians PA		4,643,399	A	Expense passback of overhead allocation to PA AND Expense passback of admin costs to PA Programs
2	Mosaic		157,562	E	Rent - Group Homes, Weinberg, Mt Airy & Norris Cottage
3	Mosaic		35,015	A	Other - Communications, Info Systems, Interest-Revisions Loan, Research
4	Way Station		1,553	A	Marketing
5	Family Services		7,200	A	Payroll service
6	Sheppard Pratt Physicians, P.A.	11,031,374		B	Clinician Administrative Time to Hospital AND Clinician Clinical Time to 100% Hospital Programs (i.e. School, etc)
7	Investment Corporation	4,181		H	Depreciation on Group Homes
8	Investment Corporation	17,375		H	Amortization of Lodge Bed License Fees
9	Investment Corporation	164,069		H	Interest on Hunt Valley School related loan from Investment Corp
10	Family Services	186,719		F	Rent for Oakmont Upper School
11	Mosaic	9,000		B	Ruxton House Consulting
12	Mosaic	9,940		B	Marketing
13					
14					
15					
16					
17					
18					
19					
20					

SUPPLEMENTAL SCHEDULE 1

Sheppard Pratt Health System

Summary of Other and Non-Operating Revenue

For The Fiscal Year Ended June 30, 2018

<u>Other Operating Revenue:</u>	<u>2018</u>	<u>HSCRC Schedule</u>
Loss on Asset Disposal	(189.1)	G / GR
Misc Revenue	116.5	G / GR
Total - RE Line L	<u>(72.6)</u>	Check ->
	-	

SUPPLEMENTAL SCHEDULE 1

Sheppard Pratt Health System

Summary of Other and Non-Operating Revenue

For The Fiscal Year Ended June 30, 2018

Non-Operating and Net Unregulated Revenue:

Ambulance Services	-	E01
Parking	-	E02
Doctor's Private Office Rent	387.3	E03
Office & Other Rental	489.4	E04
Retail Operations	193.5	E05
Patients Telephones	-	E06
Cafeteria	817.2	E07
Day Care Recreation Areas	-	E08
Housing	-	E09
Research	2,013.9	F01
Nursing Education	-	F02
Other Health Profession Education	-	F03
Community Health Education	2,620.2	F04
Freestanding Clinic Services	88,155.5	UR01
Home Health Services	-	UR02
Outpatient Renal Dialysis	-	UR03
Skilled Nursing Care	-	UR04
Laboratory Non-Patient	-	UR05
Physicians Part B Services	1.7	UR06
Certified Nurse Anesthetists	-	UR07
Physician Support Services	-	UR08
TBD	-	UR09
TBD	-	UR10
TBD	-	UR11
TBD	-	UR12
TBD	-	UR13
TBD	-	UR14
TBD	-	UR15
Investment Income	3,913.7	G / GR
Other:		G / GR
Other:		G / GR
Other:		G / GR
Other:		G / GR
Other:		G / GR
Total - RE Line, Col 2., Line M + Line U	<u>98,592.4</u>	Check ->

SUPPLEMENTAL SCHEDULE 1

Sheppard Pratt Health System

Summary of Other and Non-Operating Revenue

For The Fiscal Year Ended June 30, 2018

Non-Operating and Net Unregulated Expenses:

Ambulance Services	-	E01
Parking	-	E02
Doctor's Private Office Rent	1,108.1	E03
Office & Other Rental	1,115.2	E04
Retail Operations	277.7	E05
Patients Telephones	-	E06
Cafeteria	817.2	E07
Day Care Recreation Areas	-	E08
Housing	-	E09
Research	2,604.8	F01
Nursing Education	-	F02
Other Health Profession Education	118.7	F03
Community Health Education	2,510.5	F04
Freestanding Clinic Services	85,112.5	UR01
Home Health Services	-	UR02
Outpatient Renal Dialysis	-	UR03
Skilled Nursing Care	-	UR04
Laboratory Non-Patient	-	UR05
Physicians Part B Services	230.3	UR06
Certified Nurse Anesthetists	-	UR07
Physician Support Services	-	UR08
TBD	-	UR09
TBD	-	UR10
TBD	-	UR11
TBD	-	UR12
TBD	-	UR13
TBD	-	UR14
TBD	-	UR15
Non Operating Expenses	-	G / GR
Other:	-	G / GR
Other:	-	G / GR
Other:	-	G / GR
Other:	-	G / GR
Other:	-	G / GR

Total - RE Line, Col 2., Line S + Line V	<u>93,894.9</u>	Check ->
--	-----------------	----------

SUPPLEMENTAL SCHEDULE 2

Sheppard Pratt Health System

Reconciliation of Depreciation & Lease / Rentals

For The Fiscal Year Ended June 30, 2018

	<u>Depreciation</u>	<u>Leases / Rentals</u>	<u>Total</u>
UA Schedule - Line A	14,444.5	3,022.7	17,467.2
Allocation of E & UR Schedules:			
E01	-	-	-
E02	-	-	-
E03	279.1	-	279.1
E04	131.3	6.1	137.4
E05	26.2	-	26.2
E06	-	-	-
E07	-	-	-
E08	-	-	-
E09	-	-	-
UR01	4,289.5	927.3	5,216.8
UR02	-	-	-
UR03	-	-	-
UR04	-	-	-
UR05	-	-	-
UR06	76.5	3.2	79.7
UR07	-	-	-
UR08	-	-	-
UR09	-	-	-
UR10	-	-	-
UR11	-	-	-
UR12	-	-	-
UR13	-	-	-
UR14	-	-	-
UR15	-	-	-
RE Schedule - Line Q	<u>9,641.9</u>	<u>2,086.1</u>	<u>11,727.9</u>

SUPPLEMENTAL SCHEDULE 3

Sheppard Pratt Health System

Reconciliation of UCC

For The Fiscal Year Ended June 30, 2018

Audited Financial Statements:

Bad Debts	1,370.6
Charity Care	4,488.4
Uncompensated Care per Statement	<u>5,858.9</u>

Trial Balance:

Bad Debt Write-offs	992.5
Charity Write-offs	4,488.4
Change in Balance Sheet Reserve	542.7
Bad Debt Recoveries	(164.7)
Other	-
Uncompensated Care per Trial Balance	<u>5,858.9</u>

Annual Report of Revenues, Expenses, and Volumes:




Uncompensated Care - Schedule PDA	5,858.9
Unregulated Charity & Bad Debts	-
Medicaid Day Limit UCC included in contractals on F/S	-
Uncompensated Care Per Report	<u>5,858.9</u>

SUPPLEMENTAL SCHEDULE 4

Sheppard Pratt Health System

Detail of MCO Regulated Revenue

For The Fiscal Year Ended June 30, 2018

<u>MCO Revenue</u>	<u>Inpatient</u>	<u>Outpatient</u>	<u>Total</u>
			\$ -
			-
			-
			-
			-
			-
			-
			-
			-
			-
			-
			-
			-
			-
			-
Total MCO Revenue	<u>\$ -</u>	<u>\$ -</u>	<u>\$ -</u>

SUPPLEMENTAL SCHEDULE 5

Sheppard Pratt Health System

**Supplement to FS and RE Schedules to
Disclose Non-Operating Revenue and Expense**

For The Fiscal Year Ended June 30, 2018

Income Statement		
RE Line T	Excess (Deficit) Operating Rev. Over Operating Expenses	\$ 1,059.2
RE Line U	Detailed Non-Operating: Income / (Expense)	
U1	Contributions (Unrestricted)	\$ -
U2	Interest & Investment Income	1,878.3
U3	Investment - Gains / (Losses) - Realized	926.2
U4	Investment - Gains / (Losses) - Unrealized	668.4
U5	Swap Agreements - Gains / (Losses) - Realized	-
V	Other (Specify)	
	University Village ground rent	743.4
	SPHS share of Lieber Joint Venture Loss	(302.6)
RE Line W	Excess Profit / (Loss)	<u>4,973.0</u>
Other Significant Financial Information		
CC	Swap Agreements - Gains / (Losses) - Unrealized	\$ -
DD	Collateral Received / (Posted) - Swap Agreements	-
EE	Retirement of Debt - Gains / (Losses)	-
FF	Pension Adjustments - Defined Benefit Plans	8,639.4
GG	Other (Specify)	
	Net assets released for PPE	75.1
	Transfers (TO) From Affiliates	(3,716.4)
	Capital Grants	2,500.0
HH	Total	<u>\$ 7,498.1</u>

SUPPLEMENTAL SCHEDULE 6


Sheppard Pratt Health System

Debt Collection/Financial Assistance Report

For The Fiscal Year Ended June 30, 2018

1. Collection Agency Name

- a.
- b.
- c.
- d.
- e.
- f.
- g.
- h.



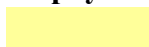
2. Number of Liens

- i.



3. Number of extended payment plans

- j.



FINANCIAL ASSISTANCE

4. Number of applications for financial assistance received

- k.



5. Number of applicants for financial assistance approved

- l.



SUPPLEMENTAL SCHEDULE 7

Sheppard Pratt Health System

Hospital Outpatient Services Survey

For The Fiscal Year Ended June 30, 2018

Name of Outpatient Service	Description of Services Provided	Physical Location/Address	Regulated/Unregulated
Partial Hospital Programs	PHP/IOP for mental health treatment of general mental health diagnoses (adults and children), eating disorders, and co-existing substance abuse and mental health conditions	Towson Campus & Ellicott City Campus	Regulated
Resident Clinic	Outpatient mental health evaluation and therapy provided on a no-charge or limited co-pay basis by individuals participating in our residency training program	Towson campus	Regulated
Trauma Disorders Outpatient Clinic	Outpatient mental health treatment	Towson campus	Regulated
Transitional Aftercare Program	Transitional aftercare services for patients discharged from inpatient and day hospital programs	Towson campus	Regulated
Crisis Walk In Clinic	Crisis mental health evaluations by MD's	Towson campus	Regulated
Crisis Referral Outpatient Program	Intensive outpatient and outpatient clinic mental health treatment	Towson campus	Regulated
ECT	Electroconvulsive Therapy	Towson campus	Regulated
Retreat Outpatient	Outpatient mental health services	Towson campus	Unregulated
Behavioral Observation Service	Observation service for medical stabilization and subsequent transfer to appropriate levels of care	Towson campus	Regulated

SUPPLEMENTAL SCHEDULE 8

Gross Patient Revenue Reconciliation

For The Fiscal Year Ended June 30, 2018

Institution Name: Sheppard Pratt Health System

Institution Number: 214000

Please enter revenue results in \$1,000's.

Section I

TOTAL GROSS PATIENT REVENUE

Line #		Col 1 Inpatient	Col 2 Outpatient	Col 3 Total
1	Total In-State Revenue	\$ 125,278	\$ 15,469	\$ 140,747
2	Total Out-State Revenue	\$ 14,509	\$ 875	\$ 15,384
3	Total Gross Patient Revenue	\$ 139,787	\$ 16,344	\$ 156,131

Section II

TOTAL MEDICARE REVENUE

	Col 1 In-State I/P Revenue	Col 2 Out-State I/P Revenue	Col 3 In-State O/P Revenue	Col 4 Out-State O/P Revenue	Col 5 Total Revenue	
4	Medicare FFS Revenue	\$ 22,518	\$ 2,542	\$ 1,460	\$ 98	\$ 26,617
5	Medicare Non-FFS Revenue	\$ -	\$ -	\$ -	\$ -	\$ -
6	Total Medicare Revenue	\$ 22,518	\$ 2,542	\$ 1,460	\$ 98	\$ 26,617

